

**FILED**

**OCT 15 2015**

**State Auditor & Inspector**

COUNTY  
2015-2016  
ESTIMATE OF NEEDS  
AND FINANCIAL STATEMENT OF THE  
FISCAL YEAR 2014-2015

BOARD OF COUNTY COMMISSIONERS OF  
**THE COUNTY OF PONTOTOC**  
STATE OF OKLAHOMA

Two copies of this Financial Statement and Estimate of Needs should be filed with the County Clerk not later than August 17 for all Counties. After approval by the Excise Board and the levies are made, both statements should be signed by the appropriate Board Members. One complete signed copy must be sent to the State Auditor and Inspector, 2300 N. Lincoln Blvd., State Capitol, Room 100, Oklahoma City, OK 73105. If publication may not be had by date required for filing, affidavit and proof of publication are required to be attached within five days after date of filing.

THE 2015-2016 ESTIMATE OF NEEDS AND FINANCIAL  
STATEMENT OF THE FISCAL YEAR 2014-2015

PREPARED BY KERRY JOHN PATTEN, CPA  
SUBMITTED TO THE PONTOTOC COUNTY  
EXCISE BOARD THIS 8<sup>th</sup> DAY OF October 2015

BOARD OF COUNTY COMMISSIONERS

Chairman [Signature]

County Clerk [Signature]

Commissioner  
(Budget Board:) [Signature]

Commissioner [Signature]

Treasurer \_\_\_\_\_

Assessor \_\_\_\_\_

Court Clerk \_\_\_\_\_



PONTOTOC COUNTY  
2015-2016  
ESTIMATE OF NEEDS  
AND FINANCIAL STATEMENT OF THE  
FISCAL YEAR 2014-2015

INDEX

Letters and Certifications:	Page
Letter To Excise Board .....	1
Affidavit of Publication .....	2
Accountant's Letter .....	3
Certificate of Excise Board .....	Exhibit "Y" - Page 1
Exhibits:	Filed
Exhibit "A" General Fund .....	Yes
Exhibit "B" Building Fund .....	No
Exhibit "C" Co-op Fund .....	No
Exhibit "D" Highway Fund .....	Yes
Exhibit "E" Health Fund .....	Yes
Exhibit "F" Emergency Medical Service Fund .....	No
Exhibit "G" Sinking Fund .....	No
Exhibit "H" Industrial Development Bond Fund .....	No
Exhibit "I" Special Revenue Funds .....	Yes
Exhibit "J" Capital Project Funds .....	Yes/No
Exhibit "K" Enterprise Funds .....	No
Exhibit "L" Internal Service Funds .....	No
Exhibit "Y" Certificate of Excise Board Estimate of Needs .....	Yes
Exhibit "Z" Publication Sheet .....	Yes



**NOTICE OF PUBLICATION  
IN THE DISTRICT COURT  
PONTOTOC COUNTY**

Pontotoc County Commissioners

FINANCIAL STATEMENT

COUNTY OF PONTOTOC  
STATE OF OKLAHOMA)

Monica Wise Monica Wise  
of lawful age, being duly sworn and authorized, says she is  
the Classified Advertising Supervisor of THE ADA NEWS  
printed in the City of Ada, Pontotoc County, Oklahoma, a  
newspaper qualified to publish legal notices, advertisements,  
and publicaitons as provided in Section 106 of Title 25,  
Oklahoma statutes 1971, as amended and complies with all  
other requirements of the laws of Oklahoma with references  
to legal publications.

That said Notice , a true copy of which is attached hereto,  
was published in the regular edition of said newspaper during  
the period and time of publications and not in a supplement,  
on the following:

Publication Date(s) Oct. 7, 2015

Publication Fee: \$342.80

Subscribed and sworn to me this 8th day of Oct., 2015

Debbie Drush  
Notary Public



PUBLICATION SHEET - PONTOTOC COUNTY, OKLAHOMA  
 FINANCIAL STATEMENT OF THE VARIOUS FUNDS FOR THE FISCAL YEAR ENDING JUNE 30, 2015, AND ESTIMATE OF NEEDS  
 FOR THE FISCAL YEAR ENDING JUNE 30, 2016, OF THE GOVERNING BOARD OF  
 PONTOTOC COUNTY, OKLAHOMA

EXHIBIT "Z"

Page 1

STATEMENT OF FINANCIAL CONDITION AS OF JUNE 30, 2015	GENERAL FUND	BUILDING FUND	CO-OP FUND	HEALTH FUND
	Detail	Detail	Detail	Detail
<b>ASSETS:</b>				
Cash Balance June 30, 2015	\$ 1,067,960.32	\$ -	\$ -	\$ 822,709.99
Investments	\$ -	\$ -	\$ -	\$ -
<b>TOTAL ASSETS</b>	\$ 1,067,960.32	\$ -	\$ -	\$ 822,709.99
<b>LIABILITIES AND RESERVES:</b>				
Warrants Outstanding	\$ 272,636.33	\$ -	\$ -	\$ 13,175.32
Reserve for Interest on Warrants	\$ -	\$ -	\$ -	\$ -
Reserves From Schedule 8	\$ 45,377.21	\$ -	\$ -	\$ 14,304.97
<b>TOTAL LIABILITIES AND RESERVES</b>	\$ 318,013.54	\$ -	\$ -	\$ 27,480.29
<b>CASH FUND BALANCE (Deficit) JUNE 30, 2015</b>	\$ 749,946.78	\$ -	\$ -	\$ 795,229.70

ESTIMATED NEEDS FOR FISCAL YEAR ENDING JUNE 30, 2015

GENERAL FUND	GENERAL FUND	SINKING FUND BALANCE SHEET	SINKING FUND
Current Expense	\$ 3,571,133.98	1. Cash Balance on Hand June 30, 2015	\$ -
Reserve for Int. on Warrants & Revaluation	\$ -	2. Legal Investments Properly Maturing	\$ -
Total Required	\$ 3,571,133.98	3. Judgements Paid to Recover by Tax Levy	\$ -
<b>FINANCED</b>		4. Total Liquid Assets	\$ -
Cash Fund Balance	\$ 749,976.78	Deduct Matured Indebtedness:	
Estimated Miscellaneous Revenue	\$ 541,720.08	5. a. Past-Due Coupons	\$ -
Total Deductions	\$ 1,291,696.86	6. b. Interest Accrued Thereon	\$ -
Balance to Raise from Ad Valorem Tax	\$ 2,279,437.12	7. c. Past-Due Bonds	\$ -
<b>ESTIMATED MISCELLANEOUS REVENUE:</b>		8. d. Interest Thereon After Last Coupon	\$ -
1000 Charges for Services	\$ 142,900.00	9. e. Fiscal Agency Commissions on Above	\$ -
2000 Local Sources of Revenue	\$ 185,000.00	10. f. Judgements and Int. Levied for/Unpaid	\$ -
3000 State Sources of Revenue	\$ 80,925.00	11. Total Items a. Through f.	\$ -
4000 Federal Sources of Revenue	\$ 24,000.00	12. Balance of Assets Subject to Accruals	\$ -
5000 Miscellaneous Revenue	\$ 108,895.08	Deduct Accrual Reserve If Assets Sufficient:	
6111 Contributions from Other Funds	\$ -	13. g. Earned Unmatured Interest	\$ -
Total Estimated Revenue	\$ 541,720.08	14. h. Accrual on Final Coupons	\$ -
<b>INDUSTRIAL DEVELOPMENT BONDS</b>	<b>INDUSTRIAL BONDS</b>	15. i. Accrued on Unmatured Bonds	\$ -
1. Cash Balance on Hand June 30, 2015	\$ -	16. Total Items g. Through i.	\$ -
2. Legal Investments Properly Maturing	\$ -	17. Excess of Assets Over Accrual Reserves **	\$ -
3. Total Liquid Assets	\$ -	<b>SINKING FUND REQUIREMENTS FOR 2015-2016</b>	
Deduct Matured Indebtedness		1. Interest Earnings on Bonds	\$ -
4. a. Past-Due Coupons	\$ -	2. Accrual on Unmatured Bonds	\$ -
5. b. Interest Accrued Thereon	\$ -	3. Annual Accrual on "Prepaid" Judgements	\$ -
6. c. Past-Due Bonds	\$ -	4. Annual Accrual on "Unpaid" Judgements	\$ -
7. d. Interest Thereon After Last Coupon	\$ -	5. Interest on Unpaid Judgements	\$ -
8. e. Fiscal Agency Commissions on Above	\$ -	6. Annual Accrual From Exhibit KK	\$ -
9. Balance of Assets Subject to Accruals	\$ -		
10. Deduct: g. Earned Unmatured Interest	\$ -		
11. h. Accrual on Final Coupons	\$ -		
12. i. Accrued on Unmatured Bonds	\$ -		
13. Excess of Assets Over Accrual Reserves*	\$ -		
<b>INDUSTRIAL BOND REQUIREMENTS FOR 2015-2016</b>			
1. Interest Earnings on Bonds	\$ -		
2. Accrual on Unmatured Bonds	\$ -		
Total Sinking Fund Requirements	\$ -	<b>Total Sinking Fund Requirements</b>	\$ -
Deduct:		Deduct:	
1. Excess of Assets Over Liabilities	\$ -	1. Exces of Assets Over Liabilities	\$ -
2. Surplus Building Fund Cash	\$ -	2. Surplus Building Fund Cash	\$ -
Balance Required	\$ -	Balance to Raise By Tax Levy	\$ -

PUBLICATION SHEET - PONTOTOC COUNTY, OKLAHOMA  
 FINANCIAL STATEMENT OF THE VARIUS FUNDS FOR THE FISCAL YEAR ENDING JUNE 30, 2015, AND ESTIMATE OF NEEDS  
 FOR THE FISCAL YEAR ENDING JUNE 30, 2016, OF THE GOVERNING BOARD OF  
 PONTOTOC COUNTY, OKLAHOMA

EXHIBIT "Z"

	SINKING FUND
** If line 12 is less than line 16 after omitting "h" deduct the following each in turn from line 4, "Total Liquid Assets".	
13d. j. Unmatured Coupons Due 4-1-2016	\$ -
14d. k. Unmatured Bonds So Due	
15d. l. Whatever Remains is for Exhibit KK Line E.	\$ -
16d. Deficit as Shown on Sinking Fund Balance Sheet.	\$ -
17d. Less Cash Requirements for Current Fiscal Year in Excess of Cash on Hand (From Line 15d Above).	
18d. Remaining Deficit is for Exhibit KK Line F.	\$ -

	BUILDING FUND	CO-OP FUND	HEALTH FUND
Current Expense	\$ -	\$ -	\$ 1,365,088.98
Reserve for Int. on Warrants & Revaluation	\$ -	\$ -	\$ -
Total Required	\$ -	\$ -	\$ 1,365,088.98
FINANCED:			
Cash Fund Balance	\$ -	\$ -	\$ 795,229.70
Estimated Miscellaneous Revenue	\$ -	\$ -	\$ -
Total Deductions	\$ -	\$ -	\$ 795,229.70
Balance to Raise from Ad Valorem Tax and Co-op Fund Balance	\$ -	\$ -	\$ 569,859.28


	INDUSTRIAL BOND FUND
* If line 14 is less than the sum of lines g. h. i. after omitting "h" deduct the following each in turn from line 4, "Total Liquid Assets".	
13d. j. Unmatured Coupons Due Before 4-1-2016	\$ -
14d. k. Unmatured Bonds So Due	
15d. l. Whatever Remains is for Exhibit KKI Line E.	\$ -
16d. Deficit as Shown on Industrial Bonds Balance Sheet.	\$ -
17d. Less Cash Requirements for Current Fiscal Year in Excess of Cash on Hand (From Line 15d Above).	
18d. Remaining Deficit is for Exhibit KKI Line F.	\$ -

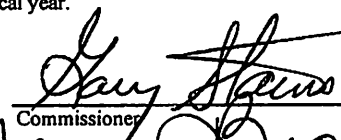
CERTIFICATE - GOVERNING BOARD


STATE OF OKLAHOMA, COUNTY OF PONTOTOC, ss:

We, the undersigned duly elected, qualified Governing Officers of Pontotoc County Oklahoma, do hereby certify that at a meeting of the Governing Body of the said County, begun at the time provided by law for Counties and pursuant to the provisions of 68 O. S. 1991 Sec. 3002, the foregoing statement was prepared and is a true and correct condition of the Financial Affairs of said County as reflected by the record of the County Clerk and Treasurer. We further certify that the foregoing estimate for current expenses for the fiscal year beginning July 1, 2015, and ending June 30, 2016, as shown are reasonably necessary for the proper conduct of the affairs of the said County, that the Estimated Income to be derived from sources other than ad valorem taxation does not exceed the lawfully authorized ration of the revenue derived from the same sources during the preceding fiscal year.

  
 Chairman of Board


  
 Commissioner

  
 Commissioner

Attest   
 County Clerk Seal

Subscribed and sworn to before me this \_\_\_\_\_ day of \_\_\_\_\_, 2015.

Notary Public



Required to be published in a legally-qualified newspaper printed in the County, or one issue published in a legally-qualified newspaper of general circulation in the County.

**KERRY JOHN PATTEN, C.P.A.**

2101 N. Willow Ave.  
Broken Arrow, OK 74012  
Phone Number (918) 250-8838  
FAX Number (918) 250-9853



Page 2

Independent Accountant's Compilation Report

Honorable Board of County Commissioners  
Pontotoc County, Oklahoma

I have compiled the 2014-15 financial statements as of and for the fiscal year ended June 30, 2015, and the 2015-16 Estimate of Needs (S.A.&I. Form 2631R97), and Publication Sheet (SA&I Form 2631R97, Exhibit "Z") for Pontotoc County, included in the accompanying prescribed forms. I have not audited or reviewed the financial statements, estimate of needs and publication sheet forms referred to above and, accordingly, do not express an opinion or provide any assurance about whether the financial statements, estimate of needs and publication sheet forms are in accordance with the basis of accounting prescribed by the Office of the Oklahoma State Auditor and Inspector per 68 OS § 3009-3011.

Management is responsible for the preparation and fair presentation of the financial statements, estimate of needs and publication sheet in accordance with the requirements prescribed by the Office of the Oklahoma State Auditor and Inspector and publication sheet in accordance with the requirements prescribed by the Office of the Oklahoma State Auditor and Inspector per 68 OS § 3009-3011 and for designing, implementing, and maintaining internal control relevant to the preparation and fair presentation of the financial statements, estimate of needs and publication sheet.

My responsibility is to conduct the compilation in accordance with Statements on Standards for Accounting and Review Services issued by the American Institute of Certified Public Accountants. The objective of a compilation is to assist management in presenting financial information in the form of financial statements without undertaking to obtain or provide any assurance that there are no material modifications that should be made to the financial statements and supporting information.

The financial statements, estimate of needs and publication sheet included in the accompanying prescribed forms are presented in accordance with the requirements of the Office of the Oklahoma State Auditor and Inspector per 68 OS § 3003.B as promulgated by 68 OS § 3009-3011 and are not intended to be a complete presentation of the assets and liabilities of Pontotoc County, Oklahoma.

This report is intended solely for the information and use of management of Pontotoc County, Oklahoma, Pontotoc County Excise Board, and for filing with the State Auditor and Inspector and is not intended to be and should not be used by anyone other than these specified parties.

Kerry John Patten, C.P.A.

Authorized Signature

Date

9/18/15

AFFIDAVIT OF PUBLICATION

STATE OF OKLAHOMA, COUNTY OF PONTOTOC

Personally appeared before me, the undersigned Notary Public, \_\_\_\_\_ County Clerk of the County and State aforesaid, who being first duly sworn according to law, deposes and says: That he/she complied with the law by having the financial statement for the fiscal year ending June 30, 2015, and the estimated needs and the estimated income from sources other than ad valorem taxes, for the fiscal year beginning July 1, 2015 and ending June 30, 2016 published in one issue of the Publication Name a legally-qualified newspaper published - of general circulation, in said county (strike inapplicable phrase) a copy of which together with proof of publication is herewith attached marked Exhibit "Z" and made a part of hereof.

\_\_\_\_\_  
County Clerk

Subscribed and sworn to before me this \_\_\_\_ day of \_\_\_\_\_, 2015.

\_\_\_\_\_  
Notary Public

\_\_\_\_\_  
My Commission Expires



GENERAL FUND ACCOUNTS COVERING THE PERIOD JULY 1, 2014, to JUNE 30, 2015  
ESTIMATE OF NEEDS FOR 2015-2016

EXHIBIT "A"

PAGE 1

Schedule 1, Current Balance Sheet - June 30, 2015		Amount
<b>ASSETS:</b>		
Cash Balance June 30, 2015		\$ 1,067,960.32
Investments		\$ -
<b>TOTAL ASSETS</b>		<b>\$ 1,067,960.32</b>
<b>LIABILITIES AND RESERVES:</b>		
Warrants Outstanding		\$ 272,606.33
Reserve for Interest on Warrants		\$ -
Reserves From Schedule 8		\$ 45,377.21
<b>TOTAL LIABILITIES AND RESERVES</b>		<b>\$ 317,983.54</b>
<b>CASH FUND BALANCE JUNE 30, 2015</b>		<b>\$ 749,976.78</b>
<b>TOTAL LIABILITIES, RESERVES AND CASH FUND BALANCE</b>		<b>\$ 1,067,960.32</b>

Schedule 2, Revenue and Requirements - 2015-2016		
	Detail	Total
<b>REVENUE:</b>		
Cash Balance June 30, 2014	\$ 913,128.79	
Cash Fund Balance Transferred From Prior Years	\$ 58,241.45	
Current Ad Valorem Tax Apportioned	\$ 2,194,899.45	
Miscellaneous Revenue Apportioned	\$ 795,137.53	
<b>TOTAL REVENUE</b>		<b>\$ 3,961,407.22</b>
<b>REQUIREMENTS:</b>		
Claims Paid by Warrants Issued	\$ 2,866,053.23	
Reserves From Schedule 8	\$ 45,377.21	
Interest Paid on Warrants	\$ 300,000.00	
Reserve for Interest on Warrants	\$ -	
<b>TOTAL REQUIREMENTS</b>		<b>\$ 3,211,430.44</b>
<b>ADD: CASH FUND BALANCE AS PER BALANCE SHEET 6-30-2015</b>		<b>\$ 749,976.78</b>
<b>TOTAL REQUIREMENTS AND CASH FUND BALANCE</b>		<b>\$ 3,961,407.22</b>

Schedule 3, Cash Fund Balance Analysis - June 30, 2015		Amount
<b>ADDITIONS:</b>		
Miscellaneous Revenue Collected in Excess of Estimates-Net		\$ 376,437.53
Warrants Estopped, Cancelled or Converted		\$ 160.00
Fiscal Year 2014-2015 Lapsed Appropriations		\$ 151,878.05
Fiscal Year 2013-2014 Lapsed Appropriations		\$ 5,262.97
Ad Valorem Tax Collections in Excess of Estimate		\$ 103,725.30
Prior Years Ad Valorem Tax		\$ 52,818.48
<b>TOTAL ADDITIONS</b>		<b>\$ 690,282.33</b>
<b>DEDUCTIONS:</b>		
Supplemental Appropriations		\$ (59,694.45)
Current Tax in Process of Collection		\$ -
<b>TOTAL DEDUCTIONS</b>		<b>\$ (59,694.45)</b>
Cash Fund Balance as per Balance Sheet 6-30-2015		\$ 749,976.78
<b>Composition of Cash Fund Balance:</b>		
Cash		\$ 749,976.78
Cash Fund Balance as per Balance Sheet 6-30-2015		\$ 749,976.78

GENERAL FUND ACCOUNTS COVERING THE PERIOD JULY 1, 2014, to JUNE 30, 2015  
ESTIMATE OF NEEDS FOR 2015-2016

EXHIBIT "A"

2a

Schedule 4, Miscellaneous Revenue	2014-2015 ACCOUNT	
	AMOUNT	ACTUALLY
	ESTIMATED	COLLECTED
<b>1000 CHARGES FOR SERVICES</b>		
1111 County Clerk Fees	\$ 136,450.00	\$ 158,426.45
1112 Sheriff Fees	\$ -	\$ -
1113 County Treasurer Fees	\$ 500.00	\$ 1,443.57
1114 Court Clerk Costs and Fees	\$ -	\$ 1,519.00
1115 District Attorney Fees	\$ -	\$ -
1116 County Engineer Fees (Ref. Planning Commission)	\$ -	\$ -
1117 County Health Fees	\$ -	\$ -
1118 Other-	\$ -	\$ -
1119 Other-	\$ -	\$ -
1120 Other-	\$ -	\$ -
Total Charges For Services	\$ 136,950.00	\$ 161,389.02
<b>INTERGOVERNMENTAL REVENUES</b>		
<b>2000 INTERGOVERNMENTAL REVENUES - LOCAL SOURCES:</b>		
2111 Court Fund Fees	\$ -	\$ -
2112 Housing Authority Payments in Lieu of Tax Revenue	\$ -	\$ -
2113 Revaluation of Real Property Reimbursements	\$ -	\$ -
2114 Visual Inspection	\$ 170,000.00	\$ 189,747.50
2115 M & M Lien Fees	\$ -	\$ -
2116 Assignment Fees	\$ -	\$ -
2117 School Deputy Reimbursement	\$ -	\$ -
2118 O.S.U Extension Reimbursement	\$ -	\$ -
2119 County Library Fines	\$ -	\$ -
2120 Public Health Contributions	\$ -	\$ -
2121 Highway Budget Account Miscellaneous	\$ -	\$ -
2122 Other -	\$ -	\$ -
2123 Other -	\$ -	\$ -
2124 Other -	\$ -	\$ -
Total - Local Sources	\$ 170,000.00	\$ 189,747.50
<b>3000 INTERGOVERNMENTAL REVENUES - STATE SOURCES:</b>		
3111 County Sales Tax - OTC	\$ -	\$ -
3112 Motor Vehicle Collections for Counties - OTC Code 0815	\$ 38,500.00	\$ 46,697.00
3113 Boat & Motor License - OTC Code 6415	\$ -	\$ -
3114 Vehicle Registration (Title Fees) - OTC Code 6815	\$ -	\$ -
3115 Aircraft License and Registration - OTC Code 6615	\$ -	\$ -
3116 Motor Vehicle Stamps - OTC	\$ 8,250.00	\$ 8,806.49
3117 Other - OTC	\$ -	\$ -
3118 Other - OTC	\$ -	\$ -
3119 Other - OTC	\$ -	\$ -
Sub-Total - OTC	\$ 46,750.00	\$ 55,503.49
3211 Fish and Game Fines	\$ -	\$ -
3212 State Election Reimbursement	\$ 31,000.00	\$ 36,516.53
3213 State Payments in Lieu of Tax Revenue	\$ -	\$ -
3214 Homestead Exemption Reimbursement	\$ -	\$ -
3215 Additional Homestead Exemption Reimbursement	\$ -	\$ -
3216 Transportation of Juveniles	\$ -	\$ -
3217 Documentary Stamps	\$ -	\$ -
3218 Farm Implement Tax Stamps	\$ -	\$ -
3219 State Grants	\$ -	\$ -

Continued on page 2b

#####

GENERAL FUND ACCOUNTS COVERING THE PERIOD JULY 1, 2014, to JUNE 30, 2015  
ESTIMATE OF NEEDS FOR 2015-2016

2014-2015 ACCOUNT OVER (UNDER)	BASIS AND LIMIT OF ENSUING ESTIMATE	2015-2016 ACCOUNT		
		CHARGEABLE INCOME	ESTIMATED BY GOVERNING BOARD	APPROVED BY EXCISE BOARD
\$ 21,976.45	89.57%	\$ -	\$ 141,900.00	\$ 141,900.00
\$ -	90.00%	\$ -	\$ -	\$ -
\$ 943.57	69.27%	\$ -	\$ 1,000.00	\$ 1,000.00
\$ 1,519.00	0.00%	\$ -	\$ -	\$ -
\$ -	90.00%	\$ -	\$ -	\$ -
\$ -	90.00%	\$ -	\$ -	\$ -
\$ -	90.00%	\$ -	\$ -	\$ -
\$ -	90.00%	\$ -	\$ -	\$ -
\$ -	90.00%	\$ -	\$ -	\$ -
\$ -	90.00%	\$ -	\$ -	\$ -
\$ 24,439.02		\$ -	\$ 142,900.00	\$ 142,900.00
\$ -	90.00%	\$ -	\$ -	\$ -
\$ -	90.00%	\$ -	\$ -	\$ -
\$ -	90.00%	\$ -	\$ -	\$ -
\$ 19,747.50	97.50%	\$ -	\$ 185,000.00	\$ 185,000.00
\$ -	90.00%	\$ -	\$ -	\$ -
\$ -	90.00%	\$ -	\$ -	\$ -
\$ -	90.00%	\$ -	\$ -	\$ -
\$ -	90.00%	\$ -	\$ -	\$ -
\$ -	90.00%	\$ -	\$ -	\$ -
\$ -	90.00%	\$ -	\$ -	\$ -
\$ -	90.00%	\$ -	\$ -	\$ -
\$ -	90.00%	\$ -	\$ -	\$ -
\$ -	90.00%	\$ -	\$ -	\$ -
\$ 19,747.50		\$ -	\$ 185,000.00	\$ 185,000.00
\$ -	90.00%	\$ -	\$ -	\$ -
\$ 8,197.00	89.94%	\$ -	\$ 42,000.00	\$ 42,000.00
\$ -	90.00%	\$ -	\$ -	\$ -
\$ -	90.00%	\$ -	\$ -	\$ -
\$ -	90.00%	\$ -	\$ -	\$ -
\$ 556.49	89.99%	\$ -	\$ 7,925.00	\$ 7,925.00
\$ -	90.00%	\$ -	\$ -	\$ -
\$ -	90.00%	\$ -	\$ -	\$ -
\$ -	90.00%	\$ -	\$ -	\$ -
\$ 8,753.49		\$ -	\$ 49,925.00	\$ 49,925.00
\$ -	90.00%	\$ -	\$ -	\$ -
\$ 5,516.53	84.89%	\$ -	\$ 31,000.00	\$ 31,000.00
\$ -	90.00%	\$ -	\$ -	\$ -
\$ -	90.00%	\$ -	\$ -	\$ -
\$ -	90.00%	\$ -	\$ -	\$ -
\$ -	90.00%	\$ -	\$ -	\$ -
\$ -	90.00%	\$ -	\$ -	\$ -
\$ -	90.00%	\$ -	\$ -	\$ -
\$ -	90.00%	\$ -	\$ -	\$ -

GENERAL FUND ACCOUNTS COVERING THE PERIOD JULY 1, 2014, to JUNE 30, 2015  
ESTIMATE OF NEEDS FOR 2015-2016

EXHIBIT "A"

2b

Schedule 4, Miscellaneous Revenue		2014-2015 ACCOUNT	
SOURCE			
	AMOUNT ESTIMATED	ACTUALLY COLLECTED	
Continued from page 2a			
3220 District Attorney Reimbursement - State	\$ -	\$ -	
3221 Civil Defense Reimbursement	\$ -	\$ -	
3222 Emergency Management Reimbursement	\$ -	\$ -	
3223 Food Stamp Reimbursement	\$ -	\$ -	
3224 Tick Eradication Reimbursement	\$ -	\$ -	
3225 Welfare Agencies Miscellaneous	\$ -	\$ -	
3226 Other - Attendent Care	\$ -	\$ 7,010.26	
3227 Other -	\$ -	\$ -	
3228 Other -	\$ -	\$ -	
Total State Sources	\$ 77,750.00	\$ 99,030.28	
<b>4000 INTERGOVERNMENTAL REVENUES - FEDERAL SOURCES:</b>			
4111 Flood Control	\$ -	\$ -	
4112 Federal Grants	\$ -	\$ -	
4113 Federal Payments in Lieu of Tax Revenues	\$ 24,000.00	\$ 27,948.10	
4114 Bureau of Land Management	\$ -	\$ -	
4115 District Attorney Reimbursement - Federal	\$ -	\$ -	
4116 J.T.P.A. Salary Reimbursement	\$ -	\$ -	
4117 Other -	\$ -	\$ -	
4118 Other -	\$ -	\$ -	
4119 Other -	\$ -	\$ -	
Total Federal Sources	\$ 24,000.00	\$ 27,948.10	
Grand Total Intergovernmental Revenues	\$ 271,750.00	\$ 316,725.88	
<b>5000 MISCELLANEOUS REVENUE:</b>			
5111 Interest on Investments	\$ 10,000.00	\$ 39,979.43	
5112 Rental or Lease of County Property	\$ -	\$ -	
5113 Sale of County Property	\$ -	\$ -	
5114 Royalty	\$ -	\$ 500.38	
5115 Individual Redemption	\$ -	\$ -	
5116 Insurance Recoveries	\$ -	\$ -	
5117 Insurance Reimbursements	\$ -	\$ -	
5118 Public Finance Authority Reimbursement	\$ -	\$ -	
5119 Rural Fire Runs	\$ -	\$ -	
5120 Copies	\$ -	\$ 6.00	
5121 Return Check Charges	\$ -	\$ -	
5122 Mowing & Trash Reimbursement	\$ -	\$ -	
5123 Utility Reimbursements	\$ -	\$ -	
5124 Resale Property Fund Distribution	\$ -	\$ -	
5125 Estry - Sales	\$ -	\$ -	
5126 Vending Machine Commissions	\$ -	\$ -	
5127 Other Concessions	\$ -	\$ -	
5128 Indian Deputy Salary Reimbursement	\$ -	\$ -	
5129 Other - Misc.	\$ -	\$ 37,393.62	
5130 Other - Weed Abatement	\$ -	\$ 225.00	
5131 Transfer Fire Tax Admin. Fees	\$ -	\$ -	
Total Miscellaneous Revenue	\$ 10,000.00	\$ 78,104.43	
<b>6000 NON-REVENUE RECEIPTS:</b>			
6111 Contributions from Other Funds	\$ -	\$ 238,918.20	
Grand Total General Fund	\$ 418,700.00	\$ 795,137.53	

GENERAL FUND ACCOUNTS COVERING THE PERIOD JULY 1, 2014, to JUNE 30, 2015  
ESTIMATE OF NEEDS FOR 2015-2016

2014-2015 ACCOUNT OVER (UNDER)	BASIS AND LIMIT OF ENSUING ESTIMATE	2015-2016 ACCOUNT		
		CHARGEABLE INCOME	ESTIMATED BY GOVERNING BOARD	APPROVED BY EXCISE BOARD
\$ -	90.00%	\$ -	\$ -	\$ -
\$ -	90.00%	\$ -	\$ -	\$ -
\$ -	90.00%	\$ -	\$ -	\$ -
\$ -	90.00%	\$ -	\$ -	\$ -
\$ -	90.00%	\$ -	\$ -	\$ -
\$ -	90.00%	\$ -	\$ -	\$ -
\$ 7,010.26	0.00%	\$ -	\$ -	\$ -
\$ -	90.00%	\$ -	\$ -	\$ -
\$ -	90.00%	\$ -	\$ -	\$ -
\$ 21,280.28		\$ -	\$ 80,925.00	\$ 80,925.00
\$ -	90.00%	\$ -	\$ -	\$ -
\$ -	90.00%	\$ -	\$ -	\$ -
\$ 3,948.10	85.87%	\$ -	\$ 24,000.00	\$ 24,000.00
\$ -	90.00%	\$ -	\$ -	\$ -
\$ -	90.00%	\$ -	\$ -	\$ -
\$ -	90.00%	\$ -	\$ -	\$ -
\$ -	90.00%	\$ -	\$ -	\$ -
\$ -	90.00%	\$ -	\$ -	\$ -
\$ 3,948.10		\$ -	\$ 24,000.00	\$ 24,000.00
\$ 44,975.88		\$ -	\$ 289,925.00	\$ 289,925.00
\$ 29,979.43	31.27%	\$ -	\$ 12,500.00	\$ 12,500.00
\$ -	90.00%	\$ -	\$ -	\$ -
\$ -	90.00%	\$ -	\$ -	\$ -
\$ 500.38	0.00%	\$ -	\$ -	\$ -
\$ -	90.00%	\$ -	\$ -	\$ -
\$ -	90.00%	\$ -	\$ -	\$ -
\$ -	90.00%	\$ -	\$ -	\$ -
\$ -	90.00%	\$ -	\$ -	\$ -
\$ -	90.00%	\$ -	\$ -	\$ -
\$ -	90.00%	\$ -	\$ -	\$ -
\$ -	90.00%	\$ -	\$ -	\$ -
\$ -	90.00%	\$ -	\$ -	\$ -
\$ -	90.00%	\$ -	\$ -	\$ -
\$ -	90.00%	\$ -	\$ -	\$ -
\$ -	90.00%	\$ -	\$ -	\$ -
\$ -	90.00%	\$ -	\$ -	\$ -
\$ -	90.00%	\$ -	\$ -	\$ -
\$ -	90.00%	\$ -	\$ -	\$ -
\$ -	90.00%	\$ -	\$ -	\$ -
\$ -	90.00%	\$ -	\$ -	\$ -
\$ -	90.00%	\$ -	\$ -	\$ -
\$ -	90.00%	\$ -	\$ -	\$ -
\$ 37,393.62	0.00%	\$ -	\$ -	\$ -
\$ 225.00	0.00%	\$ -	\$ -	\$ -
\$ -	90.00%	\$ -	\$ 96,395.08	\$ 96,395.08
\$ 68,104.43		\$ -	\$ 108,895.08	\$ 108,895.08
\$ 238,918.20	0.00%	\$ -	\$ -	\$ -
\$ 376,437.53		\$ -	\$ 541,720.08	\$ 541,720.08

GENERAL FUND ACCOUNTS COVERING THE PERIOD JULY 1, 2014, to JUNE 30, 2015  
ESTIMATE OF NEEDS FOR 2015-2016

EXHIBIT "A"

Schedule 5, Expenditures General Fund Cash Accounts of Current and All Prior Years	
CURRENT AND ALL PRIOR YEARS	2014-2015
Cash Balance Reported to Excise Board 6-30-2014	\$ -
Cash Fund Balance Transferred Out	\$ -
Cash Fund Balance Transferred In	\$ 913,128.79
Adjusted Cash Balance	\$ 913,128.79
Ad Valorem Tax Apportioned To Year In Caption	\$ 2,194,899.45
Miscellaneous Revenue (Schedule 4)	\$ 795,137.53
Cash Fund Balance Forward From Preceding Year	\$ 58,241.45
Prior Expenditures Recovered	\$ -
<b>TOTAL RECEIPTS</b>	<b>\$ 3,048,278.43</b>
<b>TOTAL RECEIPTS AND BALANCE</b>	<b>\$ 3,961,407.22</b>
Warrants of Year in Caption	\$ 2,593,446.90
Interest Paid Thereon	\$ 300,000.00
<b>TOTAL DISBURSEMENTS</b>	<b>\$ 2,893,446.90</b>
<b>CASH BALANCE JUNE 30, 2015</b>	<b>\$ 1,067,960.32</b>
Reserve for Warrants Outstanding	\$ 272,606.33
Reserve for Interest on Warrants	\$ -
Reserves From Schedule 8	\$ 45,377.21
<b>TOTAL LIABILITES AND RESERVE</b>	<b>\$ 317,983.54</b>
DEFICIT: (Red Figure)	\$ -
<b>CASH BALANCE FORWARD TO SUCCEEDING YEAR</b>	<b>\$ 749,976.78</b>

Schedule 6, General Fund Warrant Account of Current and All Prior Years	
CURRENT AND ALL PRIOR YEARS	TOTAL
Warrants Outstanding 6-30-2014 of Year in Caption	\$ 207,226.91
Warrants Registered During Year	\$ 2,924,283.74
<b>TOTAL</b>	<b>\$ 3,131,510.65</b>
Warrants Paid During Year	\$ 2,858,714.32
Warrants Converted to Bonds or Judgements	\$ -
Warrants Cancelled	\$ 160.00
Warrants Estopped by Statute	\$ -
<b>TOTAL WARRANTS RETIRED</b>	<b>\$ 2,858,874.32</b>
<b>BALANCE WARRANTS OUTSTANDING JUNE 30, 2015</b>	<b>\$ 272,636.33</b>

Schedule 7, 2014 Ad Valorem Tax Account			
2014 Net Valuation Certified To County Excise Board	224,637,849.00	10.240 Mills	Amount
Total Proceeds of Levy as Certified			\$ 2,300,291.57
Additions:			\$ -
Deductions:			\$ -
Gross Balance Tax			\$ 2,300,291.57
Less Reserve for Delinquent Tax			\$ 209,117.42
Reserve for Protest Pending			\$ -
Balance Available Tax			\$ 2,091,174.15
Deduct 2014 Tax Apportioned			\$ 2,194,899.45
Net Balance 2014 Tax in Process of Collection or			\$ -
Excess Collections			\$ 103,725.30

GENERAL FUND ACCOUNTS COVERING THE PERIOD JULY 1, 2014, to JUNE 30, 2015  
ESTIMATE OF NEEDS FOR 2015-2016

Schedule 5, (Continued)						
2013-2014	2012-2013	2011-2012	2010-2011	2009-2010	2008-2009	TOTAL
\$ 1,183,689.18	\$ 100.00	\$ 60.00	\$ -	\$ -	\$ -	\$ 1,183,849.18
\$ 913,128.79	\$ -	\$ -	\$ -	\$ -	\$ -	\$ 913,128.79
\$ -	\$ -	\$ -	\$ -	\$ -	\$ -	\$ 913,128.79
\$ 270,560.39	\$ 100.00	\$ 60.00	\$ -	\$ -	\$ -	\$ 1,183,849.18
\$ 52,818.48	\$ -	\$ -	\$ -	\$ -	\$ -	\$ 2,247,717.93
\$ -	\$ -	\$ -	\$ -	\$ -	\$ -	\$ 795,137.53
\$ 160.00	\$ -	\$ -	\$ -	\$ -	\$ -	\$ 58,401.45
\$ -	\$ -	\$ -	\$ -	\$ -	\$ -	\$ -
\$ 52,978.48	\$ -	\$ -	\$ -	\$ -	\$ -	\$ 3,101,256.91
\$ 323,538.87	\$ 100.00	\$ 60.00	\$ -	\$ -	\$ -	\$ 4,285,106.09
\$ 265,267.42	\$ -	\$ -	\$ -	\$ -	\$ -	\$ 2,858,714.32
\$ -	\$ -	\$ -	\$ -	\$ -	\$ -	\$ 300,000.00
\$ 265,267.42	\$ -	\$ -	\$ -	\$ -	\$ -	\$ 3,158,714.32
\$ 58,271.45	\$ 100.00	\$ 60.00	\$ -	\$ -	\$ -	\$ 1,126,391.77
\$ 30.00	\$ -	\$ -	\$ -	\$ -	\$ -	\$ 272,636.33
\$ -	\$ -	\$ -	\$ -	\$ -	\$ -	\$ -
\$ -	\$ -	\$ -	\$ -	\$ -	\$ -	\$ 45,377.21
\$ 30.00	\$ -	\$ -	\$ -	\$ -	\$ -	\$ 318,013.54
\$ -	\$ -	\$ -	\$ -	\$ -	\$ -	\$ -
\$ 58,241.45	\$ 100.00	\$ 60.00	\$ -	\$ -	\$ -	\$ 808,378.23

Schedule 6, (Continued)						
2014-2015	2013-2014	2012-2013	2011-2012	2010-2011	2009-2010	2008-2009
\$ -	\$ 207,066.91	\$ 100.00	\$ 60.00	\$ -	\$ -	\$ -
\$ 2,866,053.23	\$ 58,230.51	\$ -	\$ -	\$ -	\$ -	\$ -
\$ 2,866,053.23	\$ 265,297.42	\$ 100.00	\$ 60.00	\$ -	\$ -	\$ -
\$ 2,593,446.90	\$ 265,267.42	\$ -	\$ -	\$ -	\$ -	\$ -
\$ -	\$ -	\$ -	\$ -	\$ -	\$ -	\$ -
\$ -	\$ -	\$ 100.00	\$ 60.00	\$ -	\$ -	\$ -
\$ -	\$ -	\$ -	\$ -	\$ -	\$ -	\$ -
\$ 2,593,446.90	\$ 265,267.42	\$ 100.00	\$ 60.00	\$ -	\$ -	\$ -
\$ 272,606.33	\$ 30.00	\$ -	\$ -	\$ -	\$ -	\$ -

Schedule 9, General Fund Investments						
INVESTED IN	Investments on Hand June 30, 2014	Since Purchased	LIQUIDATIONS		Barred by Court Order	Investments on Hand June 30, 2015
			By Collections of Cost	Amortized Premium		
	\$ -	\$ -	\$ -	\$ -	\$ -	\$ -
	\$ -	\$ -	\$ -	\$ -	\$ -	\$ -
	\$ -	\$ -	\$ -	\$ -	\$ -	\$ -
	\$ -	\$ -	\$ -	\$ -	\$ -	\$ -
	\$ -	\$ -	\$ -	\$ -	\$ -	\$ -
	\$ -	\$ -	\$ -	\$ -	\$ -	\$ -
	\$ -	\$ -	\$ -	\$ -	\$ -	\$ -
	\$ -	\$ -	\$ -	\$ -	\$ -	\$ -
	\$ -	\$ -	\$ -	\$ -	\$ -	\$ -
	\$ -	\$ -	\$ -	\$ -	\$ -	\$ -
<b>TOTAL INVESTMENTS</b>	\$ -	\$ -	\$ -	\$ -	\$ -	\$ -

GENERAL FUND ACCOUNTS COVERING THE PERIOD JULY 1, 2014, to JUNE 30, 2015  
ESTIMATE OF NEEDS FOR 2015-2016

EXHIBIT "A"

4a

Schedule 8(a), Report Of Prior Year's Expenditures				
DEPARTMENTS OF GOVERNMENT APPROPRIATED ACCOUNTS	FISCAL YEAR ENDING JUNE 30, 2014			ORIGINAL APPROPRIATIONS
	RESERVES	WARRANTS	BALANCE	
	6-30-2014	SINCE ISSUED	LAPSED APPROPRIATIONS	
<b>01 DISTRICT ATTORNEY - STATE:</b>				
01a Personal Services	\$ -	\$ -	\$ -	\$ -
01b Part Time Help	\$ -	\$ -	\$ -	\$ -
01c Travel	\$ -	\$ -	\$ -	\$ -
01d Maintenance and Operation	\$ -	\$ -	\$ -	\$ -
01e Capital Outlay	\$ -	\$ -	\$ -	\$ -
01f Intergovernmental	\$ -	\$ -	\$ -	\$ -
01g Other-	\$ -	\$ -	\$ -	\$ -
01 Total	\$ -	\$ -	\$ -	\$ -
<b>02 DISTRICT ATTORNEY - COUNTY:</b>				
02a Personal Services	\$ -	\$ -	\$ -	\$ -
02b Part Time Help	\$ -	\$ -	\$ -	\$ -
02c Travel	\$ -	\$ -	\$ -	\$ -
02d Maintenance and Operation	\$ -	\$ -	\$ -	\$ -
02e Capital Outlay	\$ -	\$ -	\$ -	\$ -
02f Intergovernmental	\$ -	\$ -	\$ -	\$ -
02g Law Library	\$ -	\$ -	\$ -	\$ 3,000.00
02h Other-	\$ -	\$ -	\$ -	\$ -
02 Total	\$ -	\$ -	\$ -	\$ 3,000.00
<b>04 COUNTY SHERIFF:</b>				
04a Personal Services	\$ -	\$ -	\$ -	\$ 739,000.00
04b Part Time Help	\$ -	\$ -	\$ -	\$ -
04c Travel	\$ -	\$ -	\$ -	\$ -
04d Maintenance and Operation	\$ 23,601.33	\$ 22,814.91	\$ 786.42	\$ 140,000.00
04e Capital Outlay	\$ -	\$ -	\$ -	\$ -
04f Intergovernmental	\$ -	\$ -	\$ -	\$ -
04g Sheriff's Fees	\$ -	\$ -	\$ -	\$ -
04h Board of Prisoners	\$ -	\$ -	\$ -	\$ -
04i Other -	\$ -	\$ -	\$ -	\$ -
04 Total	\$ 23,601.33	\$ 22,814.91	\$ 786.42	\$ 879,000.00
<b>06 COUNTY TREASURER:</b>				
06a Personal Services	\$ -	\$ -	\$ -	\$ 216,500.00
06b Part Time Help	\$ -	\$ -	\$ -	\$ 23,250.26
06c Travel	\$ -	\$ -	\$ -	\$ 1,200.00
06d Maintenance and Operation	\$ -	\$ -	\$ -	\$ 1,600.00
06e Capital Outlay	\$ -	\$ -	\$ -	\$ -
06f Fire Sales Tax	\$ -	\$ -	\$ -	\$ -
06g Other -	\$ -	\$ -	\$ -	\$ -
06 Total	\$ -	\$ -	\$ -	\$ 242,550.26
<b>08 COUNTY COMMISSIONERS:</b>				
08a Personal Services	\$ -	\$ -	\$ -	\$ 138,000.00
08b Part Time Help	\$ -	\$ -	\$ -	\$ -
08c Travel	\$ -	\$ -	\$ -	\$ -
08d Maintenance and Operation	\$ -	\$ -	\$ -	\$ -
08e Capital Outlay	\$ -	\$ -	\$ -	\$ -
08f Intergovernmental	\$ -	\$ -	\$ -	\$ -
08g Other -	\$ -	\$ -	\$ -	\$ -
08 Total	\$ -	\$ -	\$ -	\$ 138,000.00



GENERAL FUND ACCOUNTS COVERING THE PERIOD JULY 1, 2014, to JUNE 30, 2015  
ESTIMATE OF NEEDS FOR 2015-2016

FISCAL YEAR ENDING JUNE 30, 2015						Governmental Budget Accounts FISCAL YEAR 2015-2016	
SUPPLEMENTAL ADJUSTMENTS ADDED		NET AMOUNT OF APPROPRIATIONS CANCELLED	WARRANTS ISSUED	RESERVES	LAPSED BALANCE KNOWN TO BE UNENCUMBERED	NEEDS AS ESTIMATED BY GOVERNING BOARD	APPROVED BY COUNTY EXCISE BOARD
\$ -	\$ -	\$ -	\$ -	\$ -	\$ -	\$ -	\$ -
\$ -	\$ -	\$ -	\$ -	\$ -	\$ -	\$ -	\$ -
\$ -	\$ -	\$ -	\$ -	\$ -	\$ -	\$ -	\$ -
\$ -	\$ -	\$ -	\$ -	\$ -	\$ -	\$ -	\$ -
\$ -	\$ -	\$ -	\$ -	\$ -	\$ -	\$ -	\$ -
\$ -	\$ -	\$ -	\$ -	\$ -	\$ -	\$ -	\$ -
\$ -	\$ -	\$ -	\$ -	\$ -	\$ -	\$ -	\$ -
\$ -	\$ -	\$ -	\$ -	\$ -	\$ -	\$ -	\$ -
\$ -	\$ -	\$ -	\$ -	\$ -	\$ -	\$ -	\$ -
\$ -	\$ -	\$ 3,000.00	\$ 2,665.74	\$ 244.86	\$ 89.40	\$ 3,500.00	\$ 3,500.00
\$ -	\$ -	\$ -	\$ -	\$ -	\$ -	\$ -	\$ -
\$ -	\$ -	\$ 3,000.00	\$ 2,665.74	\$ 244.86	\$ 89.40	\$ 3,500.00	\$ 3,500.00
\$ -	\$ -	\$ 739,000.00	\$ 705,262.18	\$ -	\$ 33,737.82	\$ 777,000.00	\$ 777,000.00
\$ -	\$ -	\$ -	\$ -	\$ -	\$ -	\$ -	\$ -
\$ -	\$ -	\$ -	\$ -	\$ -	\$ -	\$ -	\$ -
\$ -	\$ 425.08	\$ 139,574.92	\$ 126,194.34	\$ 13,329.85	\$ 50.73	\$ 200,000.00	\$ 140,000.00
\$ -	\$ -	\$ -	\$ -	\$ -	\$ -	\$ -	\$ -
\$ -	\$ -	\$ -	\$ -	\$ -	\$ -	\$ -	\$ -
\$ -	\$ -	\$ -	\$ -	\$ -	\$ -	\$ -	\$ -
\$ -	\$ -	\$ -	\$ -	\$ -	\$ -	\$ -	\$ -
\$ -	\$ -	\$ -	\$ -	\$ -	\$ -	\$ -	\$ -
\$ -	\$ 425.08	\$ 878,574.92	\$ 831,456.52	\$ 13,329.85	\$ 33,788.55	\$ 977,000.00	\$ 917,000.00
\$ -	\$ -	\$ 216,500.00	\$ 216,107.28	\$ -	\$ 392.72	\$ 226,284.00	\$ 224,000.00
\$ -	\$ -	\$ 23,250.26	\$ -	\$ -	\$ 23,250.26	\$ -	\$ -
\$ -	\$ -	\$ 1,200.00	\$ 1,101.00	\$ -	\$ 99.00	\$ 1,200.00	\$ 1,200.00
\$ -	\$ -	\$ 1,600.00	\$ 1,326.81	\$ -	\$ 273.19	\$ 1,600.00	\$ 1,600.00
\$ -	\$ -	\$ -	\$ -	\$ -	\$ -	\$ -	\$ -
\$ -	\$ -	\$ -	\$ -	\$ -	\$ -	\$ 48,197.61	\$ 48,197.61
\$ -	\$ -	\$ -	\$ -	\$ -	\$ -	\$ -	\$ -
\$ -	\$ -	\$ 242,550.26	\$ 218,535.09	\$ -	\$ 24,015.17	\$ 277,281.61	\$ 274,997.61
\$ 1,050.00	\$ -	\$ 139,050.00	\$ 139,037.01	\$ -	\$ 12.99	\$ 207,000.00	\$ 211,000.00
\$ -	\$ -	\$ -	\$ -	\$ -	\$ -	\$ -	\$ -
\$ -	\$ -	\$ -	\$ -	\$ -	\$ -	\$ -	\$ -
\$ -	\$ -	\$ -	\$ -	\$ -	\$ -	\$ -	\$ -
\$ -	\$ -	\$ -	\$ -	\$ -	\$ -	\$ -	\$ -
\$ -	\$ -	\$ -	\$ -	\$ -	\$ -	\$ -	\$ -
\$ 1,050.00	\$ -	\$ 139,050.00	\$ 139,037.01	\$ -	\$ 12.99	\$ 207,000.00	\$ 211,000.00

GENERAL FUND ACCOUNTS COVERING THE PERIOD JULY 1, 2014, to JUNE 30, 2015  
ESTIMATE OF NEEDS FOR 2015-2016

EXHIBIT "A"

4b

Schedule 8(b), Report Of Prior Year's Expenditures				
DEPARTMENTS OF GOVERNMENT APPROPRIATED ACCOUNTS	FISCAL YEAR ENDING JUNE 30, 2014			ORIGINAL APPROPRIATIONS
	RESERVES	WARRANTS	BALANCE	
	6-30-2014	SINCE ISSUED	LAPSED APPROPRIATIONS	
<b>09 COUNTY COMMISSIONERS O.S.U. EXTENSION:</b>				
09a Personal Services	\$ -	\$ -	\$ -	\$ 75,216.00
09b Part Time Help	\$ -	\$ -	\$ -	\$ -
09c Travel	\$ 1,500.00	\$ 1,150.80	\$ 349.20	\$ 16,500.00
09d Maintenance and Operation	\$ 2,292.24	\$ 2,190.47	\$ 101.77	\$ 10,884.00
09e Capital Outlay	\$ -	\$ -	\$ -	\$ -
09f Intergovernmental	\$ -	\$ -	\$ -	\$ -
09g Other -	\$ -	\$ -	\$ -	\$ -
09 Total	\$ 3,792.24	\$ 3,341.27	\$ 450.97	\$ 102,600.00
<b>10 COUNTY CLERK:</b>				
10a Personal Services	\$ -	\$ -	\$ -	\$ 256,000.00
10b Part Time Help	\$ -	\$ -	\$ -	\$ 23,250.21
10c Travel	\$ -	\$ -	\$ -	\$ 1,500.00
10d Maintenance and Operation	\$ 100.00	\$ -	\$ 100.00	\$ 26,000.00
10e Capital Outlay	\$ -	\$ -	\$ -	\$ -
10f Fire Sales Tax	\$ -	\$ -	\$ -	\$ -
10g Lien Fees	\$ -	\$ -	\$ -	\$ -
010h Other -	\$ -	\$ -	\$ -	\$ -
10 Total	\$ 100.00	\$ -	\$ 100.00	\$ 306,750.21
<b>14 COURT CLERK:</b>				
14a Personal Services	\$ -	\$ -	\$ -	\$ 167,000.00
14b Part Time Help	\$ -	\$ -	\$ -	\$ 40,000.00
14c Travel	\$ -	\$ -	\$ -	\$ 2,000.00
14d Maintenance and Operation	\$ -	\$ -	\$ -	\$ -
14e Capital Outlay	\$ -	\$ -	\$ -	\$ -
14f Intergovernmental	\$ -	\$ -	\$ -	\$ -
14g Other -	\$ -	\$ -	\$ -	\$ -
14 Total	\$ -	\$ -	\$ -	\$ 209,000.00
<b>16 COUNTY ASSESSOR:</b>				
16a Personal Services	\$ -	\$ -	\$ -	\$ 199,000.00
16b Part Time Help	\$ -	\$ -	\$ -	\$ -
16c Travel	\$ 200.00	\$ 200.00	\$ -	\$ 10,000.00
16d Maintenance and Operation	\$ -	\$ -	\$ -	\$ 10,000.00
16e Capital Outlay	\$ -	\$ -	\$ -	\$ 3,000.00
16f Intergovernmental	\$ -	\$ -	\$ -	\$ -
16g Other -	\$ -	\$ -	\$ -	\$ -
16h Other -	\$ -	\$ -	\$ -	\$ -
16 Total	\$ 200.00	\$ 200.00	\$ -	\$ 222,000.00
<b>17 REVALUATION OF REAL PROPERTY:</b>				
17a Personal Services	\$ -	\$ -	\$ -	\$ 182,000.00
17b Part Time Help	\$ -	\$ -	\$ -	\$ -
17c Travel	\$ 800.00	\$ 263.76	\$ 536.24	\$ 11,000.00
17d Maintenance and Operation	\$ 460.00	\$ 439.50	\$ 20.50	\$ 10,000.00
17e Capital Outlay	\$ -	\$ -	\$ -	\$ 3,500.00
17f Intergovernmental	\$ -	\$ -	\$ -	\$ -
17g Visual Lease	\$ -	\$ -	\$ -	\$ 20,000.00
17h Other -	\$ -	\$ -	\$ -	\$ -
17 Total	\$ 1,260.00	\$ 703.26	\$ 556.74	\$ 226,500.00

GENERAL FUND ACCOUNTS COVERING THE PERIOD JULY 1, 2014, to JUNE 30, 2015  
ESTIMATE OF NEEDS FOR 2015-2016

FISCAL YEAR ENDING JUNE 30, 2015						Governmental Budget Accounts	
FISCAL YEAR ENDING JUNE 30, 2015						FISCAL YEAR 2015-2016	
SUPPLEMENTAL		NET AMOUNT	WARRANTS	RESERVES	LAPSED	NEEDS AS	APPROVED BY
ADJUSTMENTS		OF	ISSUED		BALANCE	ESTIMATED BY	COUNTY
ADDED		APPROPRIATIONS			KNOWN TO BE	GOVERNING	EXCISE BOARD
CANCELLED					UNENCUMBERED	BOARD	
\$ -	\$ -	\$ 75,216.00	\$ 75,216.00	\$ -	\$ -	\$ 76,296.00	\$ 76,296.00
\$ -	\$ -	\$ -	\$ -	\$ -	\$ -	\$ -	\$ -
\$ -	\$ -	\$ 16,500.00	\$ 14,165.95	\$ 1,530.00	\$ 804.05	\$ 17,420.00	\$ 17,420.00
\$ -	\$ -	\$ 10,884.00	\$ 9,312.48	\$ 1,129.63	\$ 441.89	\$ 13,884.00	\$ 13,884.00
\$ -	\$ -	\$ -	\$ -	\$ -	\$ -	\$ -	\$ 5,000.00
\$ -	\$ -	\$ -	\$ -	\$ -	\$ -	\$ -	\$ -
\$ -	\$ -	\$ -	\$ -	\$ -	\$ -	\$ -	\$ -
\$ -	\$ -	\$ 102,600.00	\$ 98,694.43	\$ 2,659.63	\$ 1,245.94	\$ 107,600.00	\$ 112,600.00
\$ -	\$ -	\$ 256,000.00	\$ 253,460.86	\$ -	\$ 2,539.14	\$ 265,000.00	\$ 265,000.00
\$ -	\$ -	\$ 23,250.21	\$ -	\$ -	\$ 23,250.21	\$ -	\$ -
\$ -	\$ -	\$ 1,500.00	\$ 1,191.69	\$ -	\$ 308.31	\$ 1,500.00	\$ 1,500.00
\$ -	\$ 6,000.00	\$ 20,000.00	\$ 17,942.11	\$ 1,260.85	\$ 797.04	\$ 26,000.00	\$ 26,000.00
\$ 6,000.00	\$ -	\$ 6,000.00	\$ -	\$ 6,000.00	\$ -	\$ -	\$ -
\$ -	\$ -	\$ -	\$ -	\$ -	\$ -	\$ 48,197.47	\$ 48,197.47
\$ -	\$ -	\$ -	\$ -	\$ -	\$ -	\$ -	\$ -
\$ -	\$ -	\$ -	\$ -	\$ -	\$ -	\$ -	\$ -
\$ 6,000.00	\$ 6,000.00	\$ 306,750.21	\$ 272,594.66	\$ 7,260.85	\$ 26,894.70	\$ 340,697.47	\$ 340,697.47
\$ 44,526.60	\$ -	\$ 211,526.60	\$ 211,365.17	\$ -	\$ 161.43	\$ 538,216.44	\$ 173,000.00
\$ -	\$ 40,000.00	\$ -	\$ -	\$ -	\$ -	\$ -	\$ -
\$ -	\$ -	\$ 2,000.00	\$ 856.32	\$ -	\$ 1,143.68	\$ 2,000.00	\$ 2,000.00
\$ -	\$ -	\$ -	\$ -	\$ -	\$ -	\$ -	\$ -
\$ -	\$ -	\$ -	\$ -	\$ -	\$ -	\$ -	\$ -
\$ -	\$ -	\$ -	\$ -	\$ -	\$ -	\$ -	\$ -
\$ -	\$ -	\$ -	\$ -	\$ -	\$ -	\$ -	\$ -
\$ 44,526.60	\$ 40,000.00	\$ 213,526.60	\$ 212,221.49	\$ -	\$ 1,305.11	\$ 540,216.44	\$ 175,000.00
\$ -	\$ -	\$ 199,000.00	\$ 198,847.66	\$ -	\$ 152.34	\$ 210,332.64	\$ 205,000.00
\$ -	\$ -	\$ -	\$ -	\$ -	\$ -	\$ -	\$ -
\$ -	\$ -	\$ 10,000.00	\$ 5,362.94	\$ -	\$ 4,637.06	\$ 10,000.00	\$ 10,000.00
\$ -	\$ -	\$ 10,000.00	\$ 8,767.18	\$ -	\$ 1,232.82	\$ 10,000.00	\$ 10,000.00
\$ -	\$ -	\$ 3,000.00	\$ 591.93	\$ -	\$ 2,408.07	\$ 3,000.00	\$ 3,000.00
\$ -	\$ -	\$ -	\$ -	\$ -	\$ -	\$ -	\$ -
\$ -	\$ -	\$ -	\$ -	\$ -	\$ -	\$ -	\$ -
\$ -	\$ -	\$ -	\$ -	\$ -	\$ -	\$ -	\$ -
\$ -	\$ -	\$ 222,000.00	\$ 213,569.71	\$ -	\$ 8,430.29	\$ 233,332.64	\$ 228,000.00
\$ -	\$ -	\$ 182,000.00	\$ 181,884.10	\$ -	\$ 115.90	\$ 186,495.84	\$ 188,000.00
\$ -	\$ -	\$ -	\$ -	\$ -	\$ -	\$ -	\$ -
\$ -	\$ -	\$ 11,000.00	\$ 7,126.74	\$ 800.00	\$ 3,073.26	\$ 11,000.00	\$ 11,000.00
\$ -	\$ -	\$ 10,000.00	\$ 8,314.39	\$ -	\$ 1,685.61	\$ 10,000.00	\$ 10,000.00
\$ -	\$ -	\$ 3,500.00	\$ -	\$ -	\$ 3,500.00	\$ 3,500.00	\$ 3,500.00
\$ -	\$ -	\$ -	\$ -	\$ -	\$ -	\$ -	\$ -
\$ -	\$ -	\$ 20,000.00	\$ 20,000.00	\$ -	\$ -	\$ 20,000.00	\$ 20,000.00
\$ -	\$ -	\$ -	\$ -	\$ -	\$ -	\$ -	\$ -
\$ -	\$ -	\$ 226,500.00	\$ 217,325.23	\$ 800.00	\$ 8,374.77	\$ 230,995.84	\$ 232,500.00

GENERAL FUND ACCOUNTS COVERING THE PERIOD JULY 1, 2014, to JUNE 30, 2015  
ESTIMATE OF NEEDS FOR 2015-2016

EXHIBIT "A"

4c

Schedule 8(c), Report Of Prior Year's Expenditures				
DEPARTMENTS OF GOVERNMENT APPROPRIATED ACCOUNTS	FISCAL YEAR ENDING JUNE 30, 2014			ORIGINAL APPROPRIATIONS
	RESERVES	WARRANTS	BALANCE	
	6-30-2014	SINCE ISSUED	LAPSED APPROPRIATIONS	
<b>18 JUVENILE SHELTER BUREAU:</b>				
18a Personal Services	\$ -	\$ -	\$ -	\$ -
18b Part Time Help	\$ -	\$ -	\$ -	\$ -
18c Travel	\$ -	\$ -	\$ -	\$ -
18d Maintenance and Operation	\$ -	\$ -	\$ -	\$ -
18e Capital Outlay	\$ -	\$ -	\$ -	\$ -
18f Intergovernmental	\$ -	\$ -	\$ -	\$ -
18g Other -	\$ -	\$ -	\$ -	\$ -
18 Total	\$ -	\$ -	\$ -	\$ -
<b>19 DISTRICT COURT:</b>				
19a Personal Services	\$ -	\$ -	\$ -	\$ -
19b Part Time Help	\$ -	\$ -	\$ -	\$ -
19c Travel	\$ -	\$ -	\$ -	\$ -
19d Maintenance and Operation	\$ -	\$ -	\$ -	\$ -
19e Capital Outlay	\$ -	\$ -	\$ -	\$ -
19f Intergovernmental	\$ -	\$ -	\$ -	\$ -
19g Other -	\$ -	\$ -	\$ -	\$ -
19 Total	\$ -	\$ -	\$ -	\$ -
<b>20 GENERAL GOVERNMENT</b>				
20a Personal Services	\$ -	\$ -	\$ -	\$ 87,500.00
20b Part Time Help	\$ -	\$ -	\$ -	\$ -
20c Travel	\$ -	\$ -	\$ -	\$ -
20d Maintenance and Operation	\$ 27,978.71	\$ 24,885.73	\$ 3,092.98	\$ 300,000.00
20e Capital Outlay	\$ -	\$ -	\$ -	\$ -
20f Intergovernmental	\$ -	\$ -	\$ -	\$ -
20g Other - Trapper	\$ -	\$ -	\$ -	\$ 2,400.00
20h Other - Maint/Construct.	\$ -	\$ -	\$ -	\$ 443,606.88
20i Other -	\$ -	\$ -	\$ -	\$ -
20j Other -	\$ -	\$ -	\$ -	\$ -
20 Total	\$ 27,978.71	\$ 24,885.73	\$ 3,092.98	\$ 833,506.88
<b>21 EXCISE - EQUALIZATION BOARD:</b>				
21a Personal Services	\$ -	\$ -	\$ -	\$ 9,100.00
21b Part Time Help	\$ -	\$ -	\$ -	\$ -
21c Travel	\$ -	\$ -	\$ -	\$ -
21d Maintenance and Operation	\$ -	\$ -	\$ -	\$ -
21e Capital Outlay	\$ -	\$ -	\$ -	\$ -
21f Intergovernmental	\$ -	\$ -	\$ -	\$ -
21g Other -	\$ -	\$ -	\$ -	\$ -
21 Total	\$ -	\$ -	\$ -	\$ 9,100.00
<b>22 COUNTY ELECTION EXPENSE:</b>				
22a Personal Services	\$ -	\$ -	\$ -	\$ 132,500.00
22b Part Time Help	\$ -	\$ -	\$ -	\$ -
22c Travel	\$ 200.00	\$ 47.04	\$ 152.96	\$ 800.00
22d Maintenance and Operation	\$ 590.00	\$ 527.00	\$ 63.00	\$ 10,000.00
22e Capital Outlay	\$ -	\$ -	\$ -	\$ 1,000.00
22f Intergovernmental	\$ -	\$ -	\$ -	\$ -
22g Other -	\$ -	\$ -	\$ -	\$ -
22 Total	\$ 790.00	\$ 574.04	\$ 215.96	\$ 144,300.00



GENERAL FUND ACCOUNTS COVERING THE PERIOD JULY 1, 2014, to JUNE 30, 2015  
ESTIMATE OF NEEDS FOR 2015-2016

EXHIBIT "A"

4f

Schedule 8(f), Report Of Prior Year's Expenditures				
DEPARTMENTS OF GOVERNMENT APPROPRIATED ACCOUNTS	FISCAL YEAR ENDING JUNE 30, 2014			ORIGINAL APPROPRIATIONS
	RESERVES	WARRANTS	BALANCE	
	6-30-2014	SINCE ISSUED	LAPSED APPROPRIATIONS	
<b>33 PUBLIC DEFENDER:</b>				
33a Personal Services	\$ -	\$ -	\$ -	\$ -
33b Part Time Help	\$ -	\$ -	\$ -	\$ -
33c Travel	\$ -	\$ -	\$ -	\$ -
33d Maintenance and Operation	\$ -	\$ -	\$ -	\$ -
33e Capital Outlay	\$ -	\$ -	\$ -	\$ -
33f Intergovernmental	\$ -	\$ -	\$ -	\$ -
33g Other -	\$ -	\$ -	\$ -	\$ -
33h Other -	\$ -	\$ -	\$ -	\$ -
33 Total	\$ -	\$ -	\$ -	\$ -
<b>34 EMERGENCY MANAGEMENT:</b>				
34a Personal Services	\$ -	\$ -	\$ -	\$ 27,000.00
34b Part Time Help	\$ -	\$ -	\$ -	\$ -
34c Travel	\$ -	\$ -	\$ -	\$ 1,000.00
34d Maintenance and Operation	\$ -	\$ -	\$ -	\$ 4,600.00
34e Capital Outlay	\$ -	\$ -	\$ -	\$ -
34f Intergovernmental	\$ -	\$ -	\$ -	\$ -
34g Other -	\$ -	\$ -	\$ -	\$ -
34 Total	\$ -	\$ -	\$ -	\$ 32,600.00
<b>36 SOLID WASTE:</b>				
36a Personal Services	\$ -	\$ -	\$ -	\$ -
36b Part Time Help	\$ -	\$ -	\$ -	\$ -
36c Travel	\$ -	\$ -	\$ -	\$ -
36d Maintenance and Operation	\$ -	\$ -	\$ -	\$ -
36e Capital Outlay	\$ -	\$ -	\$ -	\$ -
36f Intergovernmental	\$ -	\$ -	\$ -	\$ -
36g Other -	\$ -	\$ -	\$ -	\$ -
36h Other -	\$ -	\$ -	\$ -	\$ -
36 Total	\$ -	\$ -	\$ -	\$ -
<b>38 SOIL CONSERVATION DISTRICT:</b>				
38a Personal Services	\$ -	\$ -	\$ -	\$ -
38b Part Time Help	\$ -	\$ -	\$ -	\$ -
38c Travel	\$ -	\$ -	\$ -	\$ -
38d Maintenance and Operation	\$ -	\$ -	\$ -	\$ -
38e Capital Outlay	\$ -	\$ -	\$ -	\$ -
38f Intergovernmental	\$ -	\$ -	\$ -	\$ -
38g Other -	\$ -	\$ -	\$ -	\$ -
38h Other -	\$ -	\$ -	\$ -	\$ -
38 Total	\$ -	\$ -	\$ -	\$ -
<b>40 REWARD FUND:</b>				
40a Personal Services	\$ -	\$ -	\$ -	\$ -
40b Part Time Help	\$ -	\$ -	\$ -	\$ -
40c Travel	\$ -	\$ -	\$ -	\$ -
40d Maintenance and Operation	\$ -	\$ -	\$ -	\$ -
40e Capital Outlay	\$ -	\$ -	\$ -	\$ -
40f Intergovernmental	\$ -	\$ -	\$ -	\$ -
40g Other -	\$ -	\$ -	\$ -	\$ -
40 Total	\$ -	\$ -	\$ -	\$ -



GENERAL FUND ACCOUNTS COVERING THE PERIOD JULY 1, 2014, to JUNE 30, 2015  
ESTIMATE OF NEEDS FOR 2015-2016

EXHIBIT "A"

4i

Schedule 8(i), Report Of Prior Year's Expenditures				
DEPARTMENTS OF GOVERNMENT APPROPRIATED ACCOUNTS	FISCAL YEAR ENDING JUNE 30, 2014			ORIGINAL APPROPRIATIONS
	RESERVES	WARRANTS	BALANCE	
	6-30-2014	SINCE ISSUED	LAPSED APPROPRIATIONS	
<b>80 HIGHWAY BUDGET ACCOUNT:</b>				
80a Personal Services	\$ -	\$ -	\$ -	\$ -
80b Part Time Help	\$ -	\$ -	\$ -	\$ -
80c Travel	\$ -	\$ -	\$ -	\$ -
80d Maintenance and Operation	\$ -	\$ -	\$ -	\$ -
80e Capital Outlay	\$ -	\$ -	\$ -	\$ -
80f Intergovernmental	\$ -	\$ -	\$ -	\$ -
80g Other -	\$ -	\$ -	\$ -	\$ -
80h Other -	\$ -	\$ -	\$ -	\$ -
80j Other -	\$ -	\$ -	\$ -	\$ -
80 Total	\$ -	\$ -	\$ -	\$ -
<b>82 COUNTY AUDIT BUDGET ACCOUNT:</b>				
82a Salaries and Expense of Audit and Report	\$ -	\$ -	\$ -	\$ 62,095.59
82b Intergovernmental	\$ -	\$ -	\$ -	\$ -
82c Other -	\$ -	\$ -	\$ -	\$ -
82 Total	\$ -	\$ -	\$ -	\$ 62,095.59
<b>83 COUNTY CEMETARY ACCOUNT:</b>				
83a Personal Services	\$ -	\$ -	\$ -	\$ -
83b Part Time Help	\$ -	\$ -	\$ -	\$ -
83c Travel	\$ -	\$ -	\$ -	\$ -
83d Maintenance and Operation	\$ -	\$ -	\$ -	\$ -
83e Capital Outlay	\$ -	\$ -	\$ -	\$ -
83f Intergovernmental	\$ -	\$ -	\$ -	\$ -
83g Other -	\$ -	\$ -	\$ -	\$ -
83h Other -	\$ -	\$ -	\$ -	\$ -
83 Total	\$ -	\$ -	\$ -	\$ -
<b>84 FREE FAIR BUDGET ACCOUNT:</b>				
84a Personal Services	\$ -	\$ -	\$ -	\$ 3,600.00
84b Part Time Help	\$ -	\$ -	\$ -	\$ -
84c Travel	\$ -	\$ -	\$ -	\$ -
84d Maintenance and Operation	\$ 4,817.25	\$ 4,817.25	\$ -	\$ 5,000.00
84e Capital Outlay	\$ -	\$ -	\$ -	\$ -
84f Intergovernmental	\$ -	\$ -	\$ -	\$ -
84g Premiums and Awards	\$ 953.95	\$ 894.05	\$ 59.90	\$ 3,400.00
84h Other -	\$ -	\$ -	\$ -	\$ -
84i Other -	\$ -	\$ -	\$ -	\$ -
84 Total	\$ 5,771.20	\$ 5,711.30	\$ 59.90	\$ 12,000.00
<b>86 FREE FAIR IMPROVEMENT ACCOUNT:</b>				
86a Personal Services	\$ -	\$ -	\$ -	\$ -
86b Part Time Help	\$ -	\$ -	\$ -	\$ -
86c Travel	\$ -	\$ -	\$ -	\$ -
86d Maintenance and Operation	\$ -	\$ -	\$ -	\$ -
86e Capital Outlay	\$ -	\$ -	\$ -	\$ -
86f Intergovernmental	\$ -	\$ -	\$ -	\$ -
86g Other -	\$ -	\$ -	\$ -	\$ -
86h Other -	\$ -	\$ -	\$ -	\$ -
86 Total	\$ -	\$ -	\$ -	\$ -





GENERAL FUND ACCOUNTS COVERING THE PERIOD JULY 1, 2014, to JUNE 30, 2015  
ESTIMATE OF NEEDS FOR 2015-2016

EXHIBIT "A"

4k

Schedule 8(k), Report Of Prior Year's Expenditures				
DEPARTMENTS OF GOVERNMENT APPROPRIATED ACCOUNTS	FISCAL YEAR ENDING JUNE 30, 2014			ORIGINAL APPROPRIATIONS
	RESERVES	WARRANTS	BALANCE	
	6-30-2014	SINCE ISSUED	LAPSED APPROPRIATIONS	
<b>92 BUILDING MAINTENANCE ACCOUNT:</b>				
92a Personal Services	\$ -	\$ -	\$ -	\$ -
92b Part Time Help	\$ -	\$ -	\$ -	\$ -
92c Travel	\$ -	\$ -	\$ -	\$ -
92d Maintenance and Operation	\$ -	\$ -	\$ -	\$ -
92e Capital Outlay	\$ -	\$ -	\$ -	\$ -
92f Intergovernmental	\$ -	\$ -	\$ -	\$ -
92g Other -	\$ -	\$ -	\$ -	\$ -
92h Other -	\$ -	\$ -	\$ -	\$ -
92j Other -	\$ -	\$ -	\$ -	\$ -
92 Total	\$ -	\$ -	\$ -	\$ -
<b>93</b>				
93a Personal Services	\$ -	\$ -	\$ -	\$ -
93b Part Time Help	\$ -	\$ -	\$ -	\$ -
93c Travel	\$ -	\$ -	\$ -	\$ -
93d Maintenance and Operation	\$ -	\$ -	\$ -	\$ -
93e Capital Outlay	\$ -	\$ -	\$ -	\$ -
93f Intergovernmental	\$ -	\$ -	\$ -	\$ -
93g Other -	\$ -	\$ -	\$ -	\$ -
93h Other -	\$ -	\$ -	\$ -	\$ -
93 Total	\$ -	\$ -	\$ -	\$ -
<b>94</b>				
94a Personal Services	\$ -	\$ -	\$ -	\$ -
94b Part Time Help	\$ -	\$ -	\$ -	\$ -
94c Travel	\$ -	\$ -	\$ -	\$ -
94d Maintenance and Operation	\$ -	\$ -	\$ -	\$ -
94e Capital Outlay	\$ -	\$ -	\$ -	\$ -
94f Intergovernmental	\$ -	\$ -	\$ -	\$ -
94g Other -	\$ -	\$ -	\$ -	\$ -
94h Other -	\$ -	\$ -	\$ -	\$ -
94 Total	\$ -	\$ -	\$ -	\$ -
<b>98 OTHER USE:</b>				
98a Other Deductions	\$ -	\$ -	\$ -	\$ -
98 Total	\$ -	\$ -	\$ -	\$ -
<b>TOTAL GENERAL FUND ACCOUNT</b>				
	\$ 63,493.48	\$ 58,230.51	\$ 5,262.97	\$ 3,423,002.94
<b>SUBJECT TO WARRANT ISSUE:</b>				
99 Transfer Out	\$ -	\$ -	\$ -	\$ -
<b>GRAND TOTAL GENERAL FUND</b>	<b>\$ 63,493.48</b>	<b>\$ 58,230.51</b>	<b>\$ 5,262.97</b>	<b>\$ 3,423,002.94</b>

ESTIMATE OF NEEDS FOR THE FISCAL YEAR
<b>PURPOSE:</b>
Current Expense
Pro rata share of County Assessor's Budget as determined by County Excise Board
(This amount is included in the appropriated account "17 Revaluation of Real Property".)
<b>GRAND TOTAL - General Fund</b>



HIGHWAY FUND ACCOUNTS COVERING THE PERIOD JULY 1, 2014, to JUNE 30, 2015  
ESTIMATE OF NEEDS FOR 2015-2016

EXHIBIT "D"

1

Schedule 1, Current Balance Sheet - June 30, 2015	
	Amount
<b>ASSETS:</b>	
Cash Balance June 30, 2015	\$ 3,036,346.09
Investments	\$ -
<b>TOTAL ASSETS</b>	<b>\$ 3,036,346.09</b>
<b>LIABILITIES AND RESERVES:</b>	
Warrants Outstanding	\$ 208,221.91
Reserve for Interest on Warrants	\$ -
Reserves From Schedule 8	\$ 233,579.04
<b>TOTAL LIABILITIES AND RESERVES</b>	<b>\$ 441,800.95</b>
<b>CASH FUND BALANCE JUNE 30, 2015</b>	<b>\$ 2,594,545.14</b>
<b>TOTAL LIABILITIES, RESERVES AND CASH FUND BALANCE</b>	<b>\$ 3,036,346.09</b>

Schedule 5, Expenditures Highway Fund Cash Accounts of Current and All Prior Years	
CURRENT AND ALL PRIOR YEARS	2014-2015
Cash Balance Reported to Excise Board 6-30-2014	\$ -
Cash Fund Balance Transferred Out	\$ -
Cash Fund Balance Transferred In	\$ 2,688,748.36
Adjusted Cash Balance	\$ 2,688,748.36
Miscellaneous Revenue (Schedule 4)	\$ 5,388,922.00
Cash Fund Balance Forward From Preceding Year	\$ 43,791.37
Prior Expenditures Recovered	\$ -
<b>TOTAL RECEIPTS</b>	<b>\$ 5,432,713.37</b>
<b>TOTAL RECEIPTS AND BALANCE</b>	<b>\$ 8,121,461.73</b>
Warrants of Year in Caption	\$ 5,035,139.64
Interest Paid Thereon	\$ 50,000.00
<b>TOTAL DISBURSEMENTS</b>	<b>\$ 5,085,139.64</b>
<b>CASH BALANCE JUNE 30, 2015</b>	<b>\$ 3,036,322.09</b>
Reserve for Warrants Outstanding	\$ 208,197.91
Reserve for Interest on Warrants	\$ -
Reserves From Schedule 8	\$ 233,579.04
<b>TOTAL LIABILITIES AND RESERVE</b>	<b>\$ 441,776.95</b>
<b>DEFICIT: (Red Figure)</b>	<b>\$ -</b>
<b>CASH BALANCE FORWARD TO SUCCEEDING YEAR</b>	<b>\$ 2,594,545.14</b>

Schedule 6, General Fund Warrant Account of Current and All Prior Years	
CURRENT AND ALL PRIOR YEARS	TOTAL
Warrants Outstanding 6-30-2014 of Year in Caption	\$ 264,870.37
Warrants Registered During Year	\$ 5,324,893.74
<b>TOTAL</b>	<b>\$ 5,589,764.11</b>
Warrants Paid During Year	\$ 5,381,304.67
Warrants Converted to Bonds or Judgements	\$ -
Warrants Cancelled	\$ 237.53
Warrants Estopped by Statute	\$ -
<b>TOTAL WARRANTS RETIRED</b>	<b>\$ 5,381,542.20</b>
<b>BALANCE WARRANTS OUTSTANDING JUNE 30, 2015</b>	<b>\$ 208,221.91</b>

HIGHWAY FUND ACCOUNTS COVERING THE PERIOD JULY 1, 2014, to JUNE 30, 2015  
ESTIMATE OF NEEDS FOR 2015-2016

Schedule 2, Revenue and Requirements - 2015-2016		
	Detail	Total
<b>REVENUE:</b>		
Cash Balance June 30, 2014	\$ 2,688,748.36	
Cash Fund Balance Transferred From Prior Years	\$ 43,791.37	
Miscellaneous Revenue Apportioned	\$ 5,388,922.00	
<b>TOTAL REVENUE</b>		<b>\$ 8,121,461.73</b>
<b>REQUIREMENTS:</b>		
Claims Paid by Warrants Issued & Transfer Fees Apportioned	\$ 5,243,337.55	
Reserves From Schedule 8	\$ 233,579.04	
Interest Paid on Warrants	\$ 50,000.00	
Reserve for Interest on Warrants	\$ -	
<b>TOTAL REQUIREMENTS</b>		<b>\$ 5,526,916.59</b>
ADD: CASH FUND BALANCE AS PER BALANCE SHEET 6-30-2015		\$ 2,594,545.14
<b>TOTAL REQUIREMENTS AND CASH FUND BALANCE</b>		<b>\$ 8,121,461.73</b>

Schedule 5, (Continued)							
	2013-2014	2012-2013	2011-2012	2010-2011	2009-2010	2008-2009	TOTAL
\$ 3,078,491.23	\$ 237.53	\$ -	\$ -	\$ -	\$ -	\$ -	\$ 3,078,728.76
\$ 2,688,748.36	\$ -	\$ -	\$ -	\$ -	\$ -	\$ -	\$ 2,688,748.36
\$ -	\$ -	\$ -	\$ -	\$ -	\$ -	\$ -	\$ 2,688,748.36
\$ 389,742.87	\$ 237.53	\$ -	\$ -	\$ -	\$ -	\$ -	\$ 3,078,728.76
\$ -	\$ -	\$ -	\$ -	\$ -	\$ -	\$ -	\$ 5,388,922.00
\$ 237.53	\$ -	\$ -	\$ -	\$ -	\$ -	\$ -	\$ 44,028.90
\$ -	\$ -	\$ -	\$ -	\$ -	\$ -	\$ -	\$ -
\$ 237.53	\$ -	\$ -	\$ -	\$ -	\$ -	\$ -	\$ 5,432,950.90
\$ 389,980.40	\$ 237.53	\$ -	\$ -	\$ -	\$ -	\$ -	\$ 8,511,679.66
\$ 346,165.03	\$ -	\$ -	\$ -	\$ -	\$ -	\$ -	\$ 5,381,304.67
\$ -	\$ -	\$ -	\$ -	\$ -	\$ -	\$ -	\$ 50,000.00
\$ 346,165.03	\$ -	\$ -	\$ -	\$ -	\$ -	\$ -	\$ 5,431,304.67
\$ 43,815.37	\$ 237.53	\$ -	\$ -	\$ -	\$ -	\$ -	\$ 3,080,374.99
\$ 24.00	\$ -	\$ -	\$ -	\$ -	\$ -	\$ -	\$ 208,221.91
\$ -	\$ -	\$ -	\$ -	\$ -	\$ -	\$ -	\$ -
\$ -	\$ -	\$ -	\$ -	\$ -	\$ -	\$ -	\$ 233,579.04
\$ 24.00	\$ -	\$ -	\$ -	\$ -	\$ -	\$ -	\$ 441,800.95
\$ -	\$ -	\$ -	\$ -	\$ -	\$ -	\$ -	\$ -
\$ 43,791.37	\$ 237.53	\$ -	\$ -	\$ -	\$ -	\$ -	\$ 2,638,574.04

Schedule 6, (Continued)							
	2014-2015	2013-2014	2012-2013	2011-2012	2010-2011	2009-2010	2008-2009
\$ -	\$ 264,632.84	\$ 237.53	\$ -	\$ -	\$ -	\$ -	\$ -
\$ 5,243,337.55	\$ 81,556.19	\$ -	\$ -	\$ -	\$ -	\$ -	\$ -
\$ 5,243,337.55	\$ 346,189.03	\$ 237.53	\$ -	\$ -	\$ -	\$ -	\$ -
\$ 5,035,139.64	\$ 346,165.03	\$ -	\$ -	\$ -	\$ -	\$ -	\$ -
\$ -	\$ -	\$ -	\$ -	\$ -	\$ -	\$ -	\$ -
\$ -	\$ -	\$ 237.53	\$ -	\$ -	\$ -	\$ -	\$ -
\$ -	\$ -	\$ -	\$ -	\$ -	\$ -	\$ -	\$ -
\$ 5,035,139.64	\$ 346,165.03	\$ 237.53	\$ -	\$ -	\$ -	\$ -	\$ -
\$ 208,197.91	\$ 24.00	\$ -	\$ -	\$ -	\$ -	\$ -	\$ -

HIGHWAY FUND ACCOUNTS COVERING THE PERIOD JULY 1, 2014, to JUNE 30, 2015  
ESTIMATE OF NEEDS FOR 2015-2016

EXHIBIT "D"

2a

Schedule 4, Miscellaneous Revenue		
SOURCE	2014-2015 ACCOUNT	
	AMOUNT ESTIMATED	ACTUALLY COLLECTED
<b>1000 CHARGES FOR SERVICES</b>		
1116 County Engineer Fees	\$ -	\$ -
1118 Other -	\$ -	\$ -
1119 Other -	\$ -	\$ -
1120 Other -	\$ -	\$ -
Total Charges For Services	\$ -	\$ -
<b>INTERGOVERNMENTAL REVENUES:</b>		
<b>2000 INTERGOVERNMENTAL REVENUES - LOCAL SOURCES:</b>		
2118 O.S.U. Extension Reimbursement	\$ -	\$ -
2121 Highway Budget Account Miscellaneous	\$ -	\$ -
2122 Local Participation (Project)	\$ -	\$ -
2123 Other -	\$ -	\$ -
2124 Other -	\$ -	\$ -
Total - Local Sources	\$ -	\$ -
<b>3000 INTERGOVERNMENTAL REVENUES - STATE SOURCES:</b>		
3120 County Sales Tax - OTC	\$ -	\$ -
3121 OTC- (0912) Gross Production Tax For Roads - Unrestricted	\$ -	\$ 1,378,858.02
3122 OTC- (1212) Diesel Fuel T68 Sec 500.7 4B For Roads - Unrestricted	\$ -	\$ 396,627.22
3123 OTC- (2012) Diesel Fuel T68 Sec 500.7 4D For Roads - Unrestricted	\$ -	\$ -
3124 OTC- (1612) Diesel Fuel - Restricted Road Maintenance - Primary	\$ -	\$ -
3125 OTC- (1112) Diesel Fuel T68 Sec 500.7 4C For Roads - Restricted	\$ -	\$ -
3126 OTC- (1012) Diesel Fuel T68 Sec 500.7 4A For Roads - Unrestricted	\$ -	\$ -
3127 OTC- (0312) Gas Excise T68 Sec 500.6 4D For Roads - Unrestricted	\$ -	\$ 1,011,862.69
3128 OTC- (1412) Gas Excise T68 Sec 500.6 4B For Roads - Unrestricted	\$ -	\$ -
3129 OTC- (2112) Gas Excise T68 Sec 500.6 4E For Roads - Unrestricted	\$ -	\$ -
3130 OTC- (1712) Gas Excise - Restricted Road Maintenance - Primary	\$ -	\$ -
3131 OTC- (0212) Gas Excise T68 Sec 500.6 4C For Roads - Restricted	\$ -	\$ -
3132 OTC- (0112) Gas Excise T68 Sec 500.6 4A For Roads - Unrestricted	\$ -	\$ -
3133 OTC- (0612) Special Fuel Use Tax 1/2¢ For Roads - Unrestricted	\$ -	\$ 266.80
3134 OTC- (0712) Special Fuel .06¢ HB1061 For Roads -Unrestricted	\$ -	\$ -
3135 OTC- (0512) Special Fuel Tax 1¢ HB549 For Roads - Unrestricted	\$ -	\$ -
3136 OTC- (COR ) Special Fuel 1/2¢ HB1450 For Roads - Unrestricted	\$ -	\$ -
3137 OTC- (1912) Special Fuel-Restricted Road Maintenance - Primary	\$ -	\$ -
3138 OTC- (0412) Special Fuel Use Tax .065¢ For Roads - Unrestricted	\$ -	\$ -
3139 OTC- (0812) Motor Vehicle Collections For Roads - Unrestricted	\$ -	\$ 541,435.13
3140 OTC- (1812) Motor Vehicle Collections / County Roads - Restricted	\$ -	\$ 193,690.20
3141 OTC- (1312) Motor Vehicle Collections / Roads CRIF - Unrestricted	\$ -	\$ 365,080.52
3142 OTC- ( ) Other -	\$ -	\$ 386,280.97
3143 OTC- ( ) Other -	\$ -	\$ -
3143 OTC- ( ) Other -	\$ -	\$ -
Sub-Total - OTC	\$ -	\$ 4,274,101.55
3219 State Grants	\$ -	\$ -
3221 Civil Defense Reimbursement	\$ -	\$ -
3222 Emergency Management Reimbursement	\$ -	\$ -
3224 Tick Et Total Miscellaneous Revenue	\$ -	\$ -
3226 State Participation (Project)	\$ -	\$ -
3227 Other -	\$ -	\$ -
3228 Other -	\$ -	\$ -
Total State Sources	\$ -	\$ 4,274,101.55

Continued on page 2b

Friday, September 18, 2015

HIGHWAY FUND ACCOUNTS COVERING THE PERIOD JULY 1, 2014, to JUNE 30, 2015  
ESTIMATE OF NEEDS FOR 2015-2016

2014-2015 ACCOUNT OVER (UNDER)	BASIS AND LIMIT OF ENSUING ESTIMATE	2015-2016 ACCOUNT		
		CHARGEABLE INCOME	ESTIMATED BY GOVERNING BOARD	APPROVED BY EXCISE BOARD
\$ -	90.00%	\$ -	\$ -	\$ -
\$ -	90.00%	\$ -	\$ -	\$ -
\$ -	90.00%	\$ -	\$ -	\$ -
\$ -	90.00%	\$ -	\$ -	\$ -
\$ -		\$ -	\$ -	\$ -
\$ -		\$ -	\$ -	\$ -
\$ -	90.00%	\$ -	\$ -	\$ -
\$ -	90.00%	\$ -	\$ -	\$ -
\$ -	90.00%	\$ -	\$ -	\$ -
\$ -	90.00%	\$ -	\$ -	\$ -
\$ -	90.00%	\$ -	\$ -	\$ -
\$ -		\$ -	\$ -	\$ -
\$ -	90.00%	\$ -	\$ -	\$ -
\$ 1,378,858.02	0.00%	\$ -	\$ -	\$ -
\$ 396,627.22	0.00%	\$ -	\$ -	\$ -
\$ -	90.00%	\$ -	\$ -	\$ -
\$ -	90.00%	\$ -	\$ -	\$ -
\$ -	90.00%	\$ -	\$ -	\$ -
\$ -	90.00%	\$ -	\$ -	\$ -
\$ 1,011,862.69	0.00%	\$ -	\$ -	\$ -
\$ -	90.00%	\$ -	\$ -	\$ -
\$ -	90.00%	\$ -	\$ -	\$ -
\$ -	90.00%	\$ -	\$ -	\$ -
\$ -	90.00%	\$ -	\$ -	\$ -
\$ -	90.00%	\$ -	\$ -	\$ -
\$ -	90.00%	\$ -	\$ -	\$ -
\$ -	90.00%	\$ -	\$ -	\$ -
\$ 266.80	0.00%	\$ -	\$ -	\$ -
\$ -	90.00%	\$ -	\$ -	\$ -
\$ -	90.00%	\$ -	\$ -	\$ -
\$ -	90.00%	\$ -	\$ -	\$ -
\$ -	90.00%	\$ -	\$ -	\$ -
\$ -	90.00%	\$ -	\$ -	\$ -
\$ -	90.00%	\$ -	\$ -	\$ -
\$ 541,435.13	0.00%	\$ -	\$ -	\$ -
\$ 193,690.20	0.00%	\$ -	\$ -	\$ -
\$ 365,080.52	0.00%	\$ -	\$ -	\$ -
\$ 386,280.97	0.00%	\$ -	\$ -	\$ -
\$ -	90.00%	\$ -	\$ -	\$ -
\$ -	90.00%	\$ -	\$ -	\$ -
\$ 4,274,101.55		\$ -	\$ -	\$ -
\$ -	90.00%	\$ -	\$ -	\$ -
\$ -	90.00%	\$ -	\$ -	\$ -
\$ -	90.00%	\$ -	\$ -	\$ -
\$ -	90.00%	\$ -	\$ -	\$ -
\$ -	90.00%	\$ -	\$ -	\$ -
\$ -	90.00%	\$ -	\$ -	\$ -
\$ -	90.00%	\$ -	\$ -	\$ -
\$ 4,274,101.55		\$ -	\$ -	\$ -

HIGHWAY FUND ACCOUNTS COVERING THE PERIOD JULY 1, 2014, to JUNE 30, 2015  
ESTIMATE OF NEEDS FOR 2015-2016

EXHIBIT "D"

2b

Schedule 4, Miscellaneous Revenue		
SOURCE	2014-2015 ACCOUNT	
	AMOUNT	ACTUALLY
	ESTIMATED	COLLECTED
Continued from page 2a		
<b>4000 INTERGOVERNMENTAL REVENUES - FEDERAL SOURCES:</b>		
4112 Federal Grants	\$ -	\$ 49,999.99
4113 J.T.P.A. Salary Reimbursement	\$ -	\$ -
4114 Federal Emergency Management Agency (FEMA)	\$ -	\$ -
4115 Federal Participation (Project)	\$ -	\$ -
4116 Other -	\$ -	\$ -
4117 Other -	\$ -	\$ -
Total Federal Sources	\$ -	\$ 49,999.99
Grand Total Intergovernmental Revenues	\$ -	\$ 4,324,101.54
<b>5000 MISCELLANEOUS REVENUE:</b>		
5111 Interest on Investments	\$ -	\$ 11,496.14
5112 Rental or Lease of County Property	\$ -	\$ -
5113 Sale of County Property	\$ -	\$ 30,730.05
5114 Royalty	\$ -	\$ -
5116 Insurance Recoveries	\$ -	\$ -
5117 Insurance Reimbursement	\$ -	\$ -
5126 Vending Machine Commissions	\$ -	\$ -
5127 Other Concessions	\$ -	\$ -
5129 Refunds and Reimbursements	\$ -	\$ -
5130 Other -	\$ -	\$ 791,512.47
5131 Other -	\$ -	\$ -
Total Miscellaneous Revenue	\$ -	\$ 833,738.66
<b>6000 NON-REVENUE RECEIPTS:</b>		
6111 Contributions from Other Funds	\$ -	\$ 231,081.80
Grand Total Highway Fund	\$ -	\$ 5,388,922.00

Schedule 9, Highway Fund Investments						
INVESTED IN	Investments on Hand June 30, 2014	Since Purchased	LIQUIDATIONS		Barred by Court Order	Investments on Hand June 30, 2015
			By Collections of Cost	Amortized Premium		
	\$ -	\$ -	\$ -	\$ -	\$ -	\$ -
	\$ -	\$ -	\$ -	\$ -	\$ -	\$ -
	\$ -	\$ -	\$ -	\$ -	\$ -	\$ -
	\$ -	\$ -	\$ -	\$ -	\$ -	\$ -
	\$ -	\$ -	\$ -	\$ -	\$ -	\$ -
	\$ -	\$ -	\$ -	\$ -	\$ -	\$ -
	\$ -	\$ -	\$ -	\$ -	\$ -	\$ -
	\$ -	\$ -	\$ -	\$ -	\$ -	\$ -
	\$ -	\$ -	\$ -	\$ -	\$ -	\$ -
<b>TOTAL INVESTMENTS</b>	<b>\$ -</b>	<b>\$ -</b>	<b>\$ -</b>	<b>\$ -</b>	<b>\$ -</b>	<b>\$ -</b>



HIGHWAY FUND ACCOUNTS COVERING THE PERIOD JULY 1, 2014, to JUNE 30, 2015  
ESTIMATE OF NEEDS FOR 2015-2016

2014-2015 ACCOUNT	BASIS AND LIMIT OF ENSUING ESTIMATE	2015-2016 ACCOUNT		
OVER (UNDER)		CHARGEABLE INCOME	ESTIMATED BY GOVERNING BOARD	APPROVED BY EXCISE BOARD
\$ 49,999.99	0.00%	\$ -	\$ -	\$ -
\$ -	90.00%	\$ -	\$ -	\$ -
\$ -	90.00%	\$ -	\$ -	\$ -
\$ -	90.00%	\$ -	\$ -	\$ -
\$ -	90.00%	\$ -	\$ -	\$ -
\$ -	90.00%	\$ -	\$ -	\$ -
\$ 49,999.99		\$ -	\$ -	\$ -
\$ 4,324,101.54		\$ -	\$ -	\$ -
\$ 11,496.14	0.00%	\$ -	\$ -	\$ -
\$ -	90.00%	\$ -	\$ -	\$ -
\$ 30,730.05	0.00%	\$ -	\$ -	\$ -
\$ -	90.00%	\$ -	\$ -	\$ -
\$ -	90.00%	\$ -	\$ -	\$ -
\$ -	90.00%	\$ -	\$ -	\$ -
\$ -	90.00%	\$ -	\$ -	\$ -
\$ -	90.00%	\$ -	\$ -	\$ -
\$ -	90.00%	\$ -	\$ -	\$ -
\$ 791,512.47	0.00%	\$ -	\$ -	\$ -
\$ -	90.00%	\$ -	\$ -	\$ -
\$ 833,738.66		\$ -	\$ -	\$ -
\$ 231,081.80	0.00%	\$ -	\$ -	\$ -
\$ 5,388,922.00		\$ -	\$ -	\$ -

HIGHWAY FUND ACCOUNTS COVERING THE PERIOD JULY 1, 2014, to JUNE 30, 2015  
ESTIMATE OF NEEDS FOR 2015-2016

EXHIBIT "D"

3b

Schedule 8(b), Report Of Prior Year's Expenditures				
DEPARTMENTS OF GOVERNMENT APPROPRIATED ACCOUNTS	FISCAL YEAR ENDING JUNE 30, 2014			ORIGINAL APPROPRIATIONS
	RESERVES	WARRANTS	BALANCE	
	6-30-2014	SINCE ISSUED	LAPSED APPROPRIATIONS	
<b>92 UNRESTRICTED HIGHWAY BUDGET ACCOUNT:</b>				
92a Personal Services	\$ -	\$ -	\$ -	\$ 23,411.47
92b CBRI 105	\$ -	\$ -	\$ -	\$ 757,485.30
92c Travel	\$ 1,645.00	\$ -	\$ 1,645.00	\$ 7,643.82
92d Maintenance and Operation	\$ 64,465.03	\$ 48,856.19	\$ 15,608.84	\$ 930,209.11
92e Capital Outlay	\$ 24,000.00	\$ -	\$ 24,000.00	\$ 289,411.77
92f Premiums	\$ -	\$ -	\$ -	\$ 211,505.48
92g Machinery and Equipment Lease Rental	\$ 35,000.00	\$ 32,700.00	\$ 2,300.00	\$ 47,301.33
92h Other -	\$ -	\$ -	\$ -	\$ -
92j Other -	\$ -	\$ -	\$ -	\$ -
<b>92 Total</b>	<b>\$ 125,110.03</b>	<b>\$ 81,556.19</b>	<b>\$ 43,553.84</b>	<b>\$ 2,266,968.28</b>
<b>93 RESTRICTED HIGHWAY BUDGET ACCOUNT:</b>				
93a Personal Services	\$ -	\$ -	\$ -	\$ -
93b Part Time Help	\$ -	\$ -	\$ -	\$ -
93c Travel	\$ -	\$ -	\$ -	\$ -
93d Maintenance and Operation	\$ -	\$ -	\$ -	\$ -
93e Capital Outlay	\$ -	\$ -	\$ -	\$ -
93f Intergovernmental	\$ -	\$ -	\$ -	\$ -
93g Other -	\$ -	\$ -	\$ -	\$ -
93h Other -	\$ -	\$ -	\$ -	\$ -
<b>93 Total</b>	<b>\$ -</b>	<b>\$ -</b>	<b>\$ -</b>	<b>\$ -</b>
<b>94 PRIMARY ROADS HIGHWAY BUDGET ACCOUNT:</b>				
94a Personal Services	\$ -	\$ -	\$ -	\$ -
94b Part Time Help	\$ -	\$ -	\$ -	\$ -
94c Travel	\$ -	\$ -	\$ -	\$ -
94d Maintenance and Operation	\$ -	\$ -	\$ -	\$ -
94e Capital Outlay	\$ -	\$ -	\$ -	\$ -
94f Intergovernmental	\$ -	\$ -	\$ -	\$ -
94g Other -	\$ -	\$ -	\$ -	\$ -
94h Other -	\$ -	\$ -	\$ -	\$ -
<b>94 Total</b>	<b>\$ -</b>	<b>\$ -</b>	<b>\$ -</b>	<b>\$ -</b>
<b>98 OTHER USE:</b>				
98a Other Deductions	\$ -	\$ -	\$ -	\$ -
<b>98 Total</b>	<b>\$ -</b>	<b>\$ -</b>	<b>\$ -</b>	<b>\$ -</b>
<b>TOTAL HIGHWAY FUND ACCOUNT</b>	<b>\$ 125,110.03</b>	<b>\$ 81,556.19</b>	<b>\$ 43,553.84</b>	<b>\$ 2,266,968.28</b>
<b>SUBJECT TO WARRANT ISSUE:</b>				
99 Transfer Out	\$ -	\$ -	\$ -	\$ -
<b>GRAND TOTAL HIGHWAY FUND</b>	<b>\$ 125,110.03</b>	<b>\$ 81,556.19</b>	<b>\$ 43,553.84</b>	<b>\$ 2,266,968.28</b>

<b>ESTIMATE OF NEEDS FOR THE FISCAL YEAR</b>	
<b>PURPOSE:</b>	
Current Expense	
Highway Funds are appropriated monthly. Funds cannot be encumbered until appropriations are made.	
The "Governmental Budget Accounts" for Fiscal Year 2015-2016, are presented for financial forecasting purposes only!	
<b>GRAND TOTAL - CO-OP FUND</b>	

HIGHWAY FUND ACCOUNTS COVERING THE PERIOD JULY 1, 2014, to JUNE 30, 2015  
ESTIMATE OF NEEDS FOR 2015-2016

FISCAL YEAR ENDING JUNE 30, 2015						Governmental Budget Accounts FISCAL YEAR 2015-2016	
SUPPLEMENTAL ADJUSTMENTS		NET AMOUNT OF APPROPRIATIONS	WARRANTS ISSUED	RESERVES	LAPSED BALANCE KNOWN TO BE UNENCUMBERED	NEEDS AS ESTIMATED BY GOVERNING BOARD	APPROVED BY COUNTY EXCISE BOARD
ADDED	CANCELLED						
\$ 1,911,194.18	\$ -	\$ 1,934,605.65	\$ 1,908,609.14	\$ -	\$ 25,996.51	\$ -	\$ -
\$ 382,451.29	\$ -	\$ 1,139,936.59	\$ 71,471.01	\$ 14,500.00	\$ 1,053,965.58	\$ -	\$ -
\$ 32,645.00	\$ -	\$ 40,288.82	\$ 27,115.16	\$ 2,226.00	\$ 10,947.66	\$ -	\$ -
\$ 2,216,123.97	\$ -	\$ 3,146,333.08	\$ 2,182,157.35	\$ 216,853.04	\$ 747,322.69	\$ -	\$ -
\$ 500,831.42	\$ -	\$ 790,243.19	\$ 585,225.44	\$ -	\$ 205,017.75	\$ -	\$ -
\$ 117,313.01	\$ -	\$ 328,818.49	\$ 116,464.47	\$ -	\$ 212,354.02	\$ -	\$ -
\$ 333,800.00	\$ -	\$ 381,101.33	\$ 352,294.98	\$ -	\$ 28,806.35	\$ -	\$ -
\$ -	\$ -	\$ -	\$ -	\$ -	\$ -	\$ -	\$ -
\$ -	\$ -	\$ -	\$ -	\$ -	\$ -	\$ -	\$ -
\$ 5,494,358.87	\$ -	\$ 7,761,327.15	\$ 5,243,337.55	\$ 233,579.04	\$ 2,284,410.56	\$ -	\$ -
\$ -	\$ -	\$ -	\$ -	\$ -	\$ -	\$ -	\$ -
\$ -	\$ -	\$ -	\$ -	\$ -	\$ -	\$ -	\$ -
\$ -	\$ -	\$ -	\$ -	\$ -	\$ -	\$ -	\$ -
\$ -	\$ -	\$ -	\$ -	\$ -	\$ -	\$ -	\$ -
\$ -	\$ -	\$ -	\$ -	\$ -	\$ -	\$ -	\$ -
\$ -	\$ -	\$ -	\$ -	\$ -	\$ -	\$ -	\$ -
\$ -	\$ -	\$ -	\$ -	\$ -	\$ -	\$ -	\$ -
\$ -	\$ -	\$ -	\$ -	\$ -	\$ -	\$ -	\$ -
\$ -	\$ -	\$ -	\$ -	\$ -	\$ -	\$ -	\$ -
\$ -	\$ -	\$ -	\$ -	\$ -	\$ -	\$ -	\$ -
\$ -	\$ -	\$ -	\$ -	\$ -	\$ -	\$ -	\$ -
\$ -	\$ -	\$ -	\$ -	\$ -	\$ -	\$ -	\$ -
\$ -	\$ -	\$ -	\$ -	\$ -	\$ -	\$ -	\$ -
\$ -	\$ -	\$ -	\$ -	\$ -	\$ -	\$ -	\$ -
\$ -	\$ -	\$ -	\$ -	\$ -	\$ -	\$ -	\$ -
\$ -	\$ -	\$ -	\$ -	\$ -	\$ -	\$ -	\$ -
\$ -	\$ -	\$ -	\$ -	\$ -	\$ -	\$ -	\$ -
\$ 5,494,358.87	\$ -	\$ 7,761,327.15	\$ 5,243,337.55	\$ 233,579.04	\$ 2,284,410.56	\$ -	\$ -
\$ -	\$ -	\$ -	\$ 50,000.00	\$ -	\$ (50,000.00)	\$ -	\$ -
\$ 5,494,358.87	\$ -	\$ 7,761,327.15	\$ 5,293,337.55	\$ 233,579.04	\$ 2,234,410.56	\$ -	\$ -

	Estimate of Needs by Governing Board	Approved by County Excise Board
	\$ -	\$ -
	\$ -	\$ -
	\$ -	\$ -
	\$ -	\$ -
	\$ -	\$ -

HEALTH FUND ACCOUNTS COVERING THE PERIOD JULY 1, 2014, to JUNE 30, 2015  
ESTIMATE OF NEEDS FOR 2015-2016

EXHIBIT "E"

PAGE 1

Schedule 1, Current Balance Sheet - June 30, 2015		Amount
<b>ASSETS:</b>		
Cash Balance June 30, 2014	\$	822,709.99
Investments	\$	-
<b>TOTAL ASSETS</b>	<b>\$</b>	<b>822,709.99</b>
<b>LIABILITIES AND RESERVES:</b>		
Warrants Outstanding	\$	13,175.32
Reserve for Interest on Warrants	\$	-
Reserves From Schedule 8	\$	14,304.97
<b>TOTAL LIABILITIES AND RESERVES</b>	<b>\$</b>	<b>27,480.29</b>
<b>CASH FUND BALANCE JUNE 30, 2015</b>	<b>\$</b>	<b>795,229.70</b>
<b>TOTAL LIABILITIES, RESERVES AND CASH FUND BALANCE</b>	<b>\$</b>	<b>822,709.99</b>

Schedule 2, Revenue and Requirements - 2015-2016		
	Detail	Total
<b>REVENUE:</b>		
Cash Balance June 30, 2014	\$ 626,645.56	
Cash Fund Balance Transferred From Prior Years	\$ 20,900.77	
Current Ad Valorem Tax Apportioned	\$ 548,724.87	
Miscellaneous Revenue Apportioned	\$ 135,977.28	
<b>TOTAL REVENUE</b>		<b>\$ 1,332,248.48</b>
<b>REQUIREMENTS:</b>		
Claims Paid by Warrants Issued	\$ 522,713.81	
Reserves From Schedule 8	\$ 14,304.97	
Interest Paid on Warrants	\$ -	
Reserve for Interest on Warrants	\$ -	
<b>TOTAL REQUIREMENTS</b>		<b>\$ 537,018.78</b>
<b>ADD: CASH FUND BALANCE AS PER BALANCE SHEET 6-30-2015</b>		<b>\$ 795,229.70</b>
<b>TOTAL REQUIREMENTS AND CASH FUND BALANCE</b>		<b>\$ 1,332,248.48</b>

Schedule 3, Cash Fund Balance Analysis - June 30, 2015		Amount
<b>ADDITIONS:</b>		
Miscellaneous Revenue Collected in Excess of Estimates-Net	\$	135,977.28
Warrants Estopped, Cancelled or Converted	\$	-
Fiscal Year 2014-2015 Lapsed Appropriations	\$	726,130.79
Fiscal Year 2013-2014 Lapsed Appropriations	\$	7,696.10
Ad Valorem Tax Collections in Excess of Estimate	\$	25,931.33
Prior Years Ad Valorem Tax	\$	13,204.67
<b>TOTAL ADDITIONS</b>	<b>\$</b>	<b>908,940.17</b>
<b>DEDUCTIONS:</b>		
Supplemental Appropriations	\$	113,710.47
Current Tax in Process of Collection	\$	-
<b>TOTAL DEDUCTIONS</b>	<b>\$</b>	<b>113,710.47</b>
Cash Fund Balance as per Balance Sheet 6-30-2015	\$	795,229.70
<b>Composition of Cash Fund Balance:</b>		
Cash	\$	795,229.70
Cash Fund Balance as per Balance Sheet 6-30-2015	\$	795,229.70

HEALTH FUND ACCOUNTS COVERING THE PERIOD JULY 1, 2014, to JUNE 30, 2015  
ESTIMATE OF NEEDS FOR 2015-2016

EXHIBIT "E"

2a

Schedule 4, Miscellaneous Revenue	2014-2015 ACCOUNT	
	AMOUNT	ACTUALLY
	ESTIMATED	COLLECTED
SOURCE		
<b>1000 CHARGES FOR SERVICES</b>		
1111 Clinical Services	\$ -	\$ -
1112 Laboratory Services	\$ -	\$ -
1113 Immunizations	\$ -	\$ -
1114 Dental Service Fees	\$ -	\$ -
1115 Child Guidance Services	\$ -	\$ -
1116 Early Test-Early Care	\$ -	\$ -
1117 Food Service Test and Certification	\$ -	\$ -
1118 Pool/Spa Certification	\$ -	\$ -
1119 Sewage and Perk Test	\$ -	\$ -
1120 Public Bathing Licenses	\$ -	\$ -
1121 Other Licenses	\$ -	\$ -
1122 Miscellaneous Health Fees	\$ -	\$ 133,852.59
1123 Other -	\$ -	\$ -
1124 Other -	\$ -	\$ -
1125 Other -	\$ -	\$ -
Total Charges For Services	\$ -	\$ 133,852.59
<b>INTERGOVERNMENTAL REVENUE</b>		
<b>2000 INTERGOVERNMENTAL REVENUE - LOCAL SOURCES:</b>		
2111 Mobile Home Tax	\$ -	\$ -
2112 Housing Authority Payments in Lieu of Tax Revenue	\$ -	\$ -
2113 Revaluation of Real Property Reimbursements	\$ -	\$ -
2114 Manufacturing Exempt Reimbursement	\$ -	\$ -
2115 Public Health Contributions	\$ -	\$ -
2116 Perinatal Health Program	\$ -	\$ -
2117 Community Care - HMO	\$ -	\$ -
2118 Other -	\$ -	\$ -
2124 Other -	\$ -	\$ -
Total - Local Sources	\$ -	\$ -
<b>3000 INTERGOVERNMENTAL REVENUES - STATE SOURCES:</b>		
3211 State Land Payments	\$ -	\$ -
3212 State Payments in Lieu of Tax Revenue	\$ -	\$ -
3213 Homestead Exemption Reimbursement	\$ -	\$ -
3214 Additional Homestead Exemption Reimbursement	\$ -	\$ -
3215 State Grants	\$ -	\$ -
3216 Oklahoma Dept. of Environmental Quality	\$ -	\$ -
3217 STD Program (State)	\$ -	\$ -
3218 Water Resources Board	\$ -	\$ -
3219 Oklahoma Conservation Commission	\$ -	\$ -
3220 Welfare Agency Sub-Total - OTC	\$ -	\$ -
3221 Early Intervention (State)	\$ -	\$ -
3222 Eldercare	\$ -	\$ -
3223 Child Abuse Prevention	\$ -	\$ -
3224 Adolescent Health - State	\$ -	\$ -
3225 TB - State	\$ -	\$ -
3226 Other State Reimbursements	\$ -	\$ -
3227 Other -	\$ -	\$ -
3228 Other -	\$ -	\$ -
Total - State Sources	\$ -	\$ -

Continued on page 2b

Friday, September 18, 2015



HEALTH FUND ACCOUNTS COVERING THE PERIOD JULY 1, 2014, to JUNE 30, 2015  
ESTIMATE OF NEEDS FOR 2015-2016

EXHIBIT "E"

Schedule 4, Miscellaneous Revenue		
SOURCE	2014-2015 ACCOUNT	
	AMOUNT	ACTUALLY
	ESTIMATED	COLLECTED
Continued from page 2a		
<b>4000 INTERGOVERNMENTAL REVENUES - FEDERAL SOURCES:</b>		
4111 Federal Grants	\$ -	\$ -
4112 Federal Payments in Lieu of Tax Revenues	\$ -	\$ 2,124.69
4113 Bureau of Land Management	\$ -	\$ -
4114 Adolescent Health - Federal	\$ -	\$ -
4115 Women Infants and Children	\$ -	\$ -
4116 Maternity Care (Medicaid)	\$ -	\$ -
4117 EPSDT (Medicaid)	\$ -	\$ -
4118 Family Planning (Medicaid)	\$ -	\$ -
4119 Early Intervention (Federal)	\$ -	\$ -
4120 Oklahoma Dept. of Environmental Quality (Federal)	\$ -	\$ -
4121 STD Program (Federal)	\$ -	\$ -
4122 Ryan-White Program	\$ -	\$ -
4123 Immunization Action Plan	\$ -	\$ -
4124 Direct Observed Therapy	\$ -	\$ -
4125 Summer Food Service	\$ -	\$ -
4126 Other -	\$ -	\$ -
4127 Other -	\$ -	\$ -
4128 Other -	\$ -	\$ -
Total Federal Sources	\$ -	\$ 2,124.69
Grand Total Intergovernmental Revenues	\$ -	\$ 2,124.69
<b>5000 MISCELLANEOUS REVENUE:</b>		
5111 Interest on Investments	\$ -	\$ -
5112 Insurance Recoveries	\$ -	\$ -
5113 Insurance Reimbursements	\$ -	\$ -
5114 Copies	\$ -	\$ -
5115 Return Check Charges	\$ -	\$ -
5116 Utility Reimbursements	\$ -	\$ -
5117 Other Refunds and Reimbursements	\$ -	\$ -
5118 Resale Property Fund Distribution	\$ -	\$ -
5119 Sale of Property	\$ -	\$ -
5120 Sale of Equipment	\$ -	\$ -
5121 Vending Machine Commissions	\$ -	\$ -
5122 Other Concessions	\$ -	\$ -
5123 Public Records Fee	\$ -	\$ -
5124 Record Search Fee	\$ -	\$ -
5125 Car Seat Sales	\$ -	\$ -
5126 Health Fairs	\$ -	\$ -
5127 Salvage Sales	\$ -	\$ -
5128 Project Women	\$ -	\$ -
5129 Community Care - HMO	\$ -	\$ -
5130 Other -	\$ -	\$ -
5131 Other -	\$ -	\$ -
5132 Other -	\$ -	\$ -
Total Miscellaneous Revenue	\$ -	\$ -
<b>6000 NON-REVENUE RECEIPTS:</b>		
6111 Contributions from Other Funds	\$ -	\$ -
Grand Total Health Fund	\$ -	\$ 135,977.28





HEALTH FUND ACCOUNTS COVERING THE PERIOD JULY 1, 2014, to JUNE 30, 2015  
ESTIMATE OF NEEDS FOR 2015-2016

EXHIBIT "E"

Schedule 5, Expenditures Health Fund Cash Accounts of Current and All Prior Years	
CURRENT AND ALL PRIOR YEARS	2014-2015
Cash Balance Reported to Excise Board 6-30-2014	\$ -
Cash Fund Balance Transferred Out	\$ -
Cash Fund Balance Transferred In	\$ 626,645.56
Adjusted Cash Balance	\$ 626,645.56
Ad Valorem Tax Apportioned To Year In Caption	\$ 548,724.87
Miscellaneous Revenue (Schedule 4)	\$ 135,977.28
Cash Fund Balance Forward From Preceding Year	\$ 20,900.77
Prior Expenditures Recovered	\$ -
<b>TOTAL RECEIPTS</b>	<b>\$ 705,602.92</b>
<b>TOTAL RECEIPTS AND BALANCE</b>	<b>\$ 1,332,248.48</b>
Warrants of Year in Caption	\$ 510,388.49
Interest Paid Thereon	\$ -
<b>TOTAL DISBURSEMENTS</b>	<b>\$ 510,388.49</b>
<b>CASH BALANCE JUNE 30, 2015</b>	<b>\$ 821,859.99</b>
Reserve for Warrants Outstanding	\$ 12,325.32
Reserve for Interest on Warrants	\$ -
Reserves From Schedule 8	\$ 14,304.97
<b>TOTAL LIABILITES AND RESERVE</b>	<b>\$ 26,630.29</b>
DEFICIT: (Red Figure)	\$ -
<b>CASH BALANCE FORWARD TO SUCCEEDING YEAR</b>	<b>\$ 795,229.70</b>

Schedule 6, Health Fund Warrant Account of Current and All Prior Years	
CURRENT AND ALL PRIOR YEARS	TOTAL
Warrants Outstanding 6-30-2014 of Year in Caption	\$ 42,155.01
Warrants Registered During Year	\$ 530,344.71
<b>TOTAL</b>	<b>\$ 572,499.72</b>
Warrants Paid During Year	\$ 559,324.40
Warrants Converted to Bonds or Judgements	\$ -
Warrants Cancelled	\$ -
Warrants Estopped by Statute	\$ -
<b>TOTAL WARRANTS RETIRED</b>	<b>\$ 559,324.40</b>
<b>BALANCE WARRANTS OUTSTANDING JUNE 30, 2015</b>	<b>\$ 13,175.32</b>

Schedule 7, 2014 Ad Valorem Tax Account			
2014 Net Valuation Certified To County Excise Board	\$	2.560 Mills	Amount
Total Proceeds of Levy as Certified			\$ 575,072.89
Additions:			\$ -
Deductions:			\$ -
Gross Balance Tax			\$ 575,072.89
Less Reserve for Delinquent Tax			\$ 52,279.35
Reserve for Protest Pending			\$ -
Balance Available Tax			\$ 522,793.54
Deduct 2014 Tax Apportioned			\$ 548,724.87
Net Balance 2014 Tax in Process of Collection or			\$ -
Excess Collections			\$ 25,931.33



HEALTH FUND ACCOUNTS COVERING THE PERIOD JULY 1, 2014, to JUNE 30, 2015  
ESTIMATE OF NEEDS FOR 2015-2016

EXHIBIT "E"

Schedule 8(a), Report Of Prior Year's Expenditures				
DEPARTMENTS OF GOVERNMENT APPROPRIATED ACCOUNTS	FISCAL YEAR ENDING JUNE 30, 2014			ORIGINAL APPROPRIATIONS
	RESERVES	WARRANTS	BALANCE	
	6-30-2014	SINCE ISSUED	LAPSED APPROPRIATIONS	
<b>92 COUNTY HEALTH BUDGET ACCOUNT:</b>				
92a Personal Services	\$ -	\$ -	\$ -	\$ 170,000.00
92b Part Time Help	\$ -	\$ -	\$ -	\$ -
92c Travel	\$ 2,286.84	\$ 273.84	\$ 2,013.00	\$ 139,439.10
92d Maintenance and Operation	\$ 12,440.16	\$ 6,758.06	\$ 5,682.10	\$ 240,000.00
92e Capital Outlay	\$ 600.00	\$ 599.00	\$ 1.00	\$ 600,000.00
92f Intergovernmental	\$ -	\$ -	\$ -	\$ -
92g Other -	\$ -	\$ -	\$ -	\$ -
92h Other -	\$ -	\$ -	\$ -	\$ -
92j Other -	\$ -	\$ -	\$ -	\$ -
<b>92 Total</b>	<b>\$ 15,327.00</b>	<b>\$ 7,630.90</b>	<b>\$ 7,696.10</b>	<b>\$ 1,149,439.10</b>
<b>93</b>				
93a Personal Services	\$ -	\$ -	\$ -	\$ -
93b Part Time Help	\$ -	\$ -	\$ -	\$ -
93c Travel	\$ -	\$ -	\$ -	\$ -
93d Maintenance and Operation	\$ -	\$ -	\$ -	\$ -
93e Capital Outlay	\$ -	\$ -	\$ -	\$ -
93f Intergovernmental	\$ -	\$ -	\$ -	\$ -
93g Other -	\$ -	\$ -	\$ -	\$ -
93h Other -	\$ -	\$ -	\$ -	\$ -
<b>93 Total</b>	<b>\$ -</b>	<b>\$ -</b>	<b>\$ -</b>	<b>\$ -</b>
<b>94</b>				
94a Personal Services	\$ -	\$ -	\$ -	\$ -
94b Part Time Help	\$ -	\$ -	\$ -	\$ -
94c Travel	\$ -	\$ -	\$ -	\$ -
94d Maintenance and Operation	\$ -	\$ -	\$ -	\$ -
94e Capital Outlay	\$ -	\$ -	\$ -	\$ -
94f Intergovernmental	\$ -	\$ -	\$ -	\$ -
94g Other -	\$ -	\$ -	\$ -	\$ -
94h Other -	\$ -	\$ -	\$ -	\$ -
<b>94 Total</b>	<b>\$ -</b>	<b>\$ -</b>	<b>\$ -</b>	<b>\$ -</b>
<b>98 OTHER USES:</b>				
98a Other Deductions	\$ -	\$ -	\$ -	\$ -
<b>98 Total</b>	<b>\$ -</b>	<b>\$ -</b>	<b>\$ -</b>	<b>\$ -</b>
<b>TOTAL GENERAL FUND ACCOUNT</b>	<b>\$ 15,327.00</b>	<b>\$ 7,630.90</b>	<b>\$ 7,696.10</b>	<b>\$ 1,149,439.10</b>
<b>SUBJECT TO WARRANT ISSUE:</b>				
99 Provision for Interest on Warrants	\$ -	\$ -	\$ -	\$ -
<b>GRAND TOTAL GENERAL FUND</b>	<b>\$ 15,327.00</b>	<b>\$ 7,630.90</b>	<b>\$ 7,696.10</b>	<b>\$ 1,149,439.10</b>

Friday, September 18, 2015

<b>ESTIMATE OF NEEDS FOR THE FISCAL YEAR</b>	
PURPOSE:	
Current Expense	
Pro rata share of County Assessor's Budget as determined by County Excise Board	
<b>GRAND TOTAL - General Fund</b>	



SPECIAL REVENUE FUND ACCOUNTS COVERING THE PERIOD JULY 1, 2014, to JUNE 30, 2015  
ESTIMATE OF NEEDS FOR 2015-2016

EXHIBIT "I"

Page 1

Special Revenue Fund Accounts:	Agri Plex Fund	Assessor's Revolving Fund	Visual Inspection Fund
<b>Schedule 1, Detail of Bond and Coupon Indebtedness as of June 30, 2015</b>			
	2014-2015	2014-2015	2014-2015
<b>CURRENT YEAR</b>	Amount	Amount	Amount
<b>ASSETS:</b>			
Cash Balance June 30, 2015	\$ 38,019.57	\$ 68,905.73	\$ 10,883.93
Investments	\$ -	\$ -	\$ -
<b>TOTAL ASSETS</b>	<b>\$ 38,019.57</b>	<b>\$ 68,905.73</b>	<b>\$ 10,883.93</b>
<b>LIABILITIES AND RESERVES:</b>			
Warrants Outstanding	\$ 2,401.71	\$ -	\$ -
Reserve for Interest on Warrants	\$ -	\$ -	\$ -
Reserves From Schedule 8	\$ 6,159.27	\$ 1,300.00	\$ -
<b>TOTAL LIABILITIES AND RESERVES</b>	<b>\$ 8,560.98</b>	<b>\$ 1,300.00</b>	<b>\$ -</b>
<b>CASH FUND BALANCE JUNE 30, 2015</b>	<b>\$ 29,458.59</b>	<b>\$ 67,605.73</b>	<b>\$ 10,883.93</b>
<b>TOTAL LIABILITIES, RESERVES AND CASH FUND BALANCE</b>	<b>\$ 38,019.57</b>	<b>\$ 68,905.73</b>	<b>\$ 10,883.93</b>

<b>Schedule 5, Expenditures Special Revenue Fund Accounts of Current Year</b>			
	2014-2015	2014-2015	2014-2015
<b>CURRENT YEAR</b>	Amount	Amount	Amount
Cash Balance Reported to Excise Board 6-30-2014	\$ 43,741.50	\$ 68,400.23	\$ 12,308.93
Cash Fund Balance Transferred Out	\$ -	\$ -	\$ -
Cash Fund Balance Transferred In	\$ -	\$ -	\$ -
Adjusted Cash Balance	\$ 43,741.50	\$ 68,400.23	\$ 12,308.93
Ad Valorem Tax Apportioned To Year In Caption	\$ -	\$ -	\$ -
Miscellaneous Revenue (Schedule 4)	\$ 149,646.15	\$ 3,392.50	\$ -
Cash Fund Balance Forward From Preceding Year	\$ -	\$ -	\$ -
Prior Expenditures Recovered	\$ -	\$ -	\$ -
<b>TOTAL RECEIPTS</b>	<b>\$ 149,646.15</b>	<b>\$ 3,392.50</b>	<b>\$ -</b>
<b>TOTAL RECEIPTS AND BALANCE</b>	<b>\$ 193,387.65</b>	<b>\$ 71,792.73</b>	<b>\$ 12,308.93</b>
Warrants of Year in Caption	\$ 155,368.08	\$ 2,887.00	\$ 1,425.00
Interest Paid Thereon	\$ -	\$ -	\$ -
<b>TOTAL DISBURSEMENTS</b>	<b>\$ 155,368.08</b>	<b>\$ 2,887.00</b>	<b>\$ 1,425.00</b>
<b>CASH BALANCE JUNE 30, 2015</b>	<b>\$ 38,019.57</b>	<b>\$ 68,905.73</b>	<b>\$ 10,883.93</b>
Reserve for Warrants Outstanding	\$ 2,401.71	\$ -	\$ -
Reserve for Interest on Warrants	\$ -	\$ -	\$ -
Reserves From Schedule 8	\$ 6,159.27	\$ 1,300.00	\$ -
<b>TOTAL LIABILITIES AND RESERVE</b>	<b>\$ 8,560.98</b>	<b>\$ 1,300.00</b>	<b>\$ -</b>
<b>DEFICIT: (Red Figure)</b>	<b>\$ -</b>	<b>\$ -</b>	<b>\$ -</b>
<b>CASH FUND BALANCE FORWARD TO SUCCEEDING YEAR</b>	<b>\$ 29,458.59</b>	<b>\$ 67,605.73</b>	<b>\$ 10,883.93</b>

<b>Schedule 6, Special Revenue Fund Warrant Accounts of Current Year</b>			
	2014-2015	2014-2015	2014-2015
<b>CURRENT YEAR</b>	Amount	Amount	Amount
Warrants Outstanding 6-30-2014 of Year in Caption	\$ 1,117.48	\$ 278.00	\$ 1,425.00
Warrants Registered During Year	\$ 156,652.31	\$ 2,609.00	\$ -
<b>TOTAL</b>	<b>\$ 157,769.79</b>	<b>\$ 2,887.00</b>	<b>\$ 1,425.00</b>
Warrants Paid During Year	\$ 155,368.08	\$ 2,887.00	\$ 1,425.00
Warrants Coverted to Bonds or Judgements	\$ -	\$ -	\$ -
Warrants Cancelled	\$ -	\$ -	\$ -
Warrants Estopped by Statute	\$ -	\$ -	\$ -
<b>TOTAL WARRANTS RETIRED</b>	<b>\$ 155,368.08</b>	<b>\$ 2,887.00</b>	<b>\$ 1,425.00</b>
<b>BALANCE WARRANTS OUTSTANDING JUNE 30, 2015</b>	<b>\$ 2,401.71</b>	<b>\$ -</b>	<b>\$ -</b>

SPECIAL REVENUE FUND ACCOUNTS COVERING THE PERIOD JULY 1, 2014, to JUNE 30, 2015  
ESTIMATE OF NEEDS FOR 2015-2016

EXHIBIT "I"

1

CCLF Fund	Victims Rights Fund	Excess Resale Fund	Ind. Redemption Fund	Law Library Fund	Mort. Cert. Fee Fund	Total
2014-2015	2014-2015	2014-2015	2014-2015	2014-2015	2014-2015	
Amount	Amount	Amount	Amount	Amount	Amount	Total
\$ 15,983.51	\$ 184.25	\$ 48,250.20	\$ 1,004.40	\$ 5,660.59	\$ 18,432.87	\$ 207,325.05
\$ -	\$ -	\$ -	\$ -	\$ -	\$ -	\$ -
\$ 15,983.51	\$ 184.25	\$ 48,250.20	\$ 1,004.40	\$ 5,660.59	\$ 18,432.87	\$ 207,325.05
\$ 317.72	\$ -	\$ 2,792.07	\$ -	\$ -	\$ 1,306.87	\$ 6,818.37
\$ -	\$ -	\$ -	\$ -	\$ -	\$ -	\$ -
\$ 100.00	\$ -	\$ -	\$ -	\$ -	\$ 21.00	\$ 7,580.27
\$ 417.72	\$ -	\$ 2,792.07	\$ -	\$ -	\$ 1,327.87	\$ 14,398.64
\$ 15,565.79	\$ 184.25	\$ 45,458.13	\$ 1,004.40	\$ 5,660.59	\$ 17,105.00	\$ 192,926.41
\$ 15,983.51	\$ 184.25	\$ 48,250.20	\$ 1,004.40	\$ 5,660.59	\$ 18,432.87	\$ 207,325.05

2014-2015	2014-2015	2014-2015	2014-2015	2014-2015	2014-2015	TOTAL
Amount	Amount	Amount	Amount	Amount	Amount	TOTAL
\$ 17,689.81	\$ 184.25	\$ 74,951.23	\$ 1,004.40	\$ 5,977.31	\$ 24,342.06	\$ 248,599.72
\$ -	\$ -	\$ -	\$ -	\$ -	\$ -	\$ -
\$ -	\$ -	\$ -	\$ -	\$ -	\$ -	\$ -
\$ 17,689.81	\$ 184.25	\$ 74,951.23	\$ 1,004.40	\$ 5,977.31	\$ 24,342.06	\$ 248,599.72
\$ -	\$ -	\$ -	\$ -	\$ -	\$ -	\$ -
\$ 18,448.00	\$ -	\$ 29,591.13	\$ -	\$ 23,002.57	\$ 6,940.00	\$ 231,020.35
\$ -	\$ -	\$ -	\$ -	\$ -	\$ -	\$ -
\$ -	\$ -	\$ -	\$ -	\$ -	\$ -	\$ -
\$ 18,448.00	\$ -	\$ 29,591.13	\$ -	\$ 23,002.57	\$ 6,940.00	\$ 231,020.35
\$ 36,137.81	\$ 184.25	\$ 104,542.36	\$ 1,004.40	\$ 28,979.88	\$ 31,282.06	\$ 479,620.07
\$ 20,154.30	\$ -	\$ 56,292.16	\$ -	\$ 23,319.29	\$ 12,849.19	\$ 272,295.02
\$ -	\$ -	\$ -	\$ -	\$ -	\$ -	\$ -
\$ 20,154.30	\$ -	\$ 56,292.16	\$ -	\$ 23,319.29	\$ 12,849.19	\$ 272,295.02
\$ 15,983.51	\$ 184.25	\$ 48,250.20	\$ 1,004.40	\$ 5,660.59	\$ 18,432.87	\$ 207,325.05
\$ 317.72	\$ -	\$ 2,792.07	\$ -	\$ -	\$ 1,306.87	\$ 6,818.37
\$ -	\$ -	\$ -	\$ -	\$ -	\$ -	\$ -
\$ 100.00	\$ -	\$ -	\$ -	\$ -	\$ 21.00	\$ 7,580.27
\$ 417.72	\$ -	\$ 2,792.07	\$ -	\$ -	\$ 1,327.87	\$ 14,398.64
\$ -	\$ -	\$ -	\$ -	\$ -	\$ -	\$ -
\$ 15,565.79	\$ 184.25	\$ 45,458.13	\$ 1,004.40	\$ 5,660.59	\$ 17,105.00	\$ 192,926.41

2014-2015	2014-2015	2014-2015	2014-2015	2014-2015	2014-2015	TOTAL
Amount	Amount	Amount	Amount	Amount	Amount	TOTAL
\$ 552.50	\$ -	\$ 2,390.12	\$ -	\$ -	\$ 869.59	\$ 6,632.69
\$ 19,919.52	\$ -	\$ 56,694.11	\$ -	\$ 23,319.29	\$ 13,286.47	\$ 272,480.70
\$ 20,472.02	\$ -	\$ 59,084.23	\$ -	\$ 23,319.29	\$ 14,156.06	\$ 279,113.39
\$ 20,154.30	\$ -	\$ 56,292.16	\$ -	\$ 23,319.29	\$ 12,849.19	\$ 272,295.02
\$ -	\$ -	\$ -	\$ -	\$ -	\$ -	\$ -
\$ -	\$ -	\$ -	\$ -	\$ -	\$ -	\$ -
\$ -	\$ -	\$ -	\$ -	\$ -	\$ -	\$ -
\$ 20,154.30	\$ -	\$ 56,292.16	\$ -	\$ 23,319.29	\$ 12,849.19	\$ 272,295.02
\$ 317.72	\$ -	\$ 2,792.07	\$ -	\$ -	\$ 1,306.87	\$ 6,818.37

SPECIAL REVENUE FUND ACCOUNTS COVERING THE PERIOD JULY 1, 2014, to JUNE 30, 2015  
ESTIMATE OF NEEDS FOR 2015-2016

EXHIBIT "I"

Page 1

Special Revenue Fund Accounts:	Prevent Child Abuse Fund	Resale Fund	Sheriff Fees Fund
Schedule 1, Detail of Bond and Coupon Indebtedness as of June 30, 2015	2014-2015	2014-2015	2014-2015
<b>CURRENT YEAR</b>	<b>Amount</b>	<b>Amount</b>	<b>Amount</b>
<b>ASSETS:</b>			
Cash Balance June 30, 2015	\$ 15.00	\$ 466,425.67	\$ 1,094,608.41
Investments	\$ -	\$ -	\$ -
<b>TOTAL ASSETS</b>	<b>\$ 15.00</b>	<b>\$ 466,425.67</b>	<b>\$ 1,094,608.41</b>
<b>LIABILITIES AND RESERVES:</b>			
Warrants Outstanding	\$ -	\$ 8,593.88	\$ 37,791.45
Reserve for Interest on Warrants	\$ -	\$ -	\$ -
Reserves From Schedule 8	\$ -	\$ 92.00	\$ 219,466.32
<b>TOTAL LIABILITIES AND RESERVES</b>	<b>\$ -</b>	<b>\$ 8,685.88</b>	<b>\$ 257,257.77</b>
<b>CASH FUND BALANCE JUNE 30, 2015</b>	<b>\$ 15.00</b>	<b>\$ 457,739.79</b>	<b>\$ 837,350.64</b>
<b>TOTAL LIABILITIES, RESERVES AND CASH FUND BALANCE</b>	<b>\$ 15.00</b>	<b>\$ 466,425.67</b>	<b>\$ 1,094,608.41</b>

Schedule 5, Expenditures Special Revenue Fund Accounts of Current Year	2014-2015	2014-2015	2014-2015
<b>CURRENT YEAR</b>	<b>Amount</b>	<b>Amount</b>	<b>Amount</b>
Cash Balance Reported to Excise Board 6-30-2014	\$ 15.00	\$ 432,873.18	\$ 1,458,861.89
Cash Fund Balance Transferred Out	\$ -	\$ -	\$ -
Cash Fund Balance Transferred In	\$ -	\$ -	\$ -
Adjusted Cash Balance	\$ 15.00	\$ 432,873.18	\$ 1,458,861.89
Ad Valorem Tax Apportioned To Year In Caption	\$ -	\$ -	\$ -
Miscellaneous Revenue (Schedule 4)	\$ -	\$ 175,867.80	\$ 646,789.42
Cash Fund Balance Forward From Preceding Year	\$ -	\$ -	\$ -
Transfer In/(Out)	\$ -	\$ -	\$ -
<b>TOTAL RECEIPTS</b>	<b>\$ -</b>	<b>\$ 175,867.80</b>	<b>\$ 646,789.42</b>
<b>TOTAL RECEIPTS AND BALANCE</b>	<b>\$ 15.00</b>	<b>\$ 608,740.98</b>	<b>\$ 2,105,651.31</b>
Warrants of Year in Caption	\$ -	\$ 142,315.31	\$ 1,011,042.90
Interest Paid Thereon	\$ -	\$ -	\$ -
<b>TOTAL DISBURSEMENTS</b>	<b>\$ -</b>	<b>\$ 142,315.31</b>	<b>\$ 1,011,042.90</b>
<b>CASH BALANCE JUNE 30, 2015</b>	<b>\$ 15.00</b>	<b>\$ 466,425.67</b>	<b>\$ 1,094,608.41</b>
Reserve for Warrants Outstanding	\$ -	\$ 8,593.88	\$ 37,791.45
Reserve for Interest on Warrants	\$ -	\$ -	\$ -
Reserves From Schedule 8	\$ -	\$ 92.00	\$ 219,466.32
<b>TOTAL LIABILITIES AND RESERVE</b>	<b>\$ -</b>	<b>\$ 8,685.88</b>	<b>\$ 257,257.77</b>
<b>DEFICIT: (Red Figure)</b>	<b>\$ -</b>	<b>\$ -</b>	<b>\$ -</b>
<b>CASH FUND BALANCE FORWARD TO SUCCEEDING YEAR</b>	<b>\$ 15.00</b>	<b>\$ 457,739.79</b>	<b>\$ 837,350.64</b>

Schedule 6, Special Revenue Fund Warrant Accounts of Current Year	2014-2015	2014-2015	2014-2015
<b>CURRENT YEAR</b>	<b>Amount</b>	<b>Amount</b>	<b>Amount</b>
Warrants Outstanding 6-30-2014 of Year in Caption	\$ -	\$ 4,899.41	\$ 58,231.13
Warrants Registered During Year	\$ -	\$ 146,009.78	\$ 990,919.76
<b>TOTAL</b>	<b>\$ -</b>	<b>\$ 150,909.19</b>	<b>\$ 1,049,150.89</b>
Warrants Paid During Year	\$ -	\$ 142,315.31	\$ 1,011,042.90
Warrants Covered to Bonds or Judgements	\$ -	\$ -	\$ -
Warrants Cancelled	\$ -	\$ -	\$ 316.54
Warrants Estopped by Statute	\$ -	\$ -	\$ -
<b>TOTAL WARRANTS RETIRED</b>	<b>\$ -</b>	<b>\$ 142,315.31</b>	<b>\$ 1,011,359.44</b>
<b>BALANCE WARRANTS OUTSTANDING JUNE 30, 2015</b>	<b>\$ -</b>	<b>\$ 8,593.88</b>	<b>\$ 37,791.45</b>

Interest Earnings 2014-2015

Friday, September 18, 2015

SPECIAL REVENUE FUND ACCOUNTS COVERING THE PERIOD JULY 1, 2014, to JUNE 30, 2015  
ESTIMATE OF NEEDS FOR 2015-2016

EXHIBIT "I"

1

Sr. Citizen Trans. Fund	Trans. Health Care Fund	Comm. Sent. Fund	Reward Fund	Sher. Commissary Fund	Lodging Tax Fund	Total
2014-2015	2014-2015	2014-2015	2014-2015	2014-2015	2014-2015	
Amount	Amount	Amount	Amount	Amount	Amount	
\$ 120,121.58	\$ 7.18	\$ 1,762.19	\$ 500.00	\$ 104,224.70	\$ 523,871.95	\$ 2,311,536.68
\$ -	\$ -	\$ -	\$ -	\$ -	\$ -	\$ -
\$ 120,121.58	\$ 7.18	\$ 1,762.19	\$ 500.00	\$ 104,224.70	\$ 523,871.95	\$ 2,311,536.68
\$ 19,384.28	\$ -	\$ -	\$ -	\$ 28,054.82	\$ 15,367.76	\$ 109,192.19
\$ -	\$ -	\$ -	\$ -	\$ -	\$ -	\$ -
\$ 5,806.34	\$ -	\$ -	\$ -	\$ 10,000.00	\$ 9,329.19	\$ 244,693.85
\$ 25,190.62	\$ -	\$ -	\$ -	\$ 38,054.82	\$ 24,696.95	\$ 353,886.04
\$ 94,930.96	\$ 7.18	\$ 1,762.19	\$ 500.00	\$ 66,169.88	\$ 499,175.00	\$ 1,957,650.64
\$ 120,121.58	\$ 7.18	\$ 1,762.19	\$ 500.00	\$ 104,224.70	\$ 523,871.95	\$ 2,311,536.68

2014-2015	2014-2015	2014-2015	2014-2015	2014-2015	2014-2015	TOTAL
Amount	Amount	Amount	Amount	Amount	Amount	
\$ 102,124.70	\$ 7.18	\$ 1,762.19	\$ 400.00	\$ 94,501.79	\$ 428,767.87	\$ 2,519,313.80
\$ -	\$ -	\$ -	\$ -	\$ -	\$ -	\$ -
\$ -	\$ -	\$ -	\$ -	\$ -	\$ -	\$ -
\$ 102,124.70	\$ 7.18	\$ 1,762.19	\$ 400.00	\$ 94,501.79	\$ 428,767.87	\$ 2,519,313.80
\$ -	\$ -	\$ -	\$ -	\$ -	\$ -	\$ -
\$ 297,972.39	\$ -	\$ -	\$ 100.00	\$ 126,392.62	\$ 346,821.59	\$ 1,593,943.82
\$ -	\$ -	\$ -	\$ -	\$ -	\$ -	\$ -
\$ 50,000.00	\$ -	\$ -	\$ -	\$ -	\$ -	\$ 50,000.00
\$ 347,972.39	\$ -	\$ -	\$ 100.00	\$ 126,392.62	\$ 346,821.59	\$ 1,643,943.82
\$ 450,097.09	\$ 7.18	\$ 1,762.19	\$ 500.00	\$ 220,894.41	\$ 775,589.46	\$ 4,163,257.62
\$ 329,975.51	\$ -	\$ -	\$ -	\$ 116,669.71	\$ 251,717.51	\$ 1,851,720.94
\$ -	\$ -	\$ -	\$ -	\$ -	\$ -	\$ -
\$ 329,975.51	\$ -	\$ -	\$ -	\$ 116,669.71	\$ 251,717.51	\$ 1,851,720.94
\$ 120,121.58	\$ 7.18	\$ 1,762.19	\$ 500.00	\$ 104,224.70	\$ 523,871.95	\$ 2,311,536.68
\$ 19,384.28	\$ -	\$ -	\$ -	\$ 28,054.82	\$ 15,367.76	\$ 109,192.19
\$ -	\$ -	\$ -	\$ -	\$ -	\$ -	\$ -
\$ 5,806.34	\$ -	\$ -	\$ -	\$ 10,000.00	\$ 9,329.19	\$ 244,693.85
\$ 25,190.62	\$ -	\$ -	\$ -	\$ 38,054.82	\$ 24,696.95	\$ 353,886.04
\$ -	\$ -	\$ -	\$ -	\$ -	\$ -	\$ -
\$ 94,930.96	\$ 7.18	\$ 1,762.19	\$ 500.00	\$ 66,169.88	\$ 499,175.00	\$ 1,957,650.64

2014-2015	2014-2015	2014-2015	2014-2015	2014-2015	2014-2015	TOTAL
Amount	Amount	Amount	Amount	Amount	Amount	
\$ 20,339.29	\$ -	\$ -	\$ -	\$ 6,716.59	\$ 32,410.37	\$ 122,596.79
\$ 329,020.50	\$ -	\$ -	\$ -	\$ 138,007.94	\$ 234,674.90	\$ 1,838,632.88
\$ 349,359.79	\$ -	\$ -	\$ -	\$ 144,724.53	\$ 267,085.27	\$ 1,961,229.67
\$ 329,975.51	\$ -	\$ -	\$ -	\$ 116,669.71	\$ 251,717.51	\$ 1,851,720.94
\$ -	\$ -	\$ -	\$ -	\$ -	\$ -	\$ -
\$ -	\$ -	\$ -	\$ -	\$ -	\$ -	\$ 316.54
\$ -	\$ -	\$ -	\$ -	\$ -	\$ -	\$ -
\$ 329,975.51	\$ -	\$ -	\$ -	\$ 116,669.71	\$ 251,717.51	\$ 1,852,037.48
\$ 19,384.28	\$ -	\$ -	\$ -	\$ 28,054.82	\$ 15,367.76	\$ 109,192.19

Interest Earnings 2014-2015

Friday, September 18, 2015



SPECIAL REVENUE FUND ACCOUNTS COVERING THE PERIOD JULY 1, 2014, to JUNE 30, 2015  
ESTIMATE OF NEEDS FOR 2015-2016

EXHIBIT "I"

Page 1

Special Revenue Fund Accounts:	DARE Fund	Sales Tax Fund	DEQ Fund
Schedule 1, Detail of Bond and Coupon Indebtedness as of June 30, 2015	2014-2015	2014-2015	2014-2015
<b>CURRENT YEAR</b>	<b>Amount</b>	<b>Amount</b>	<b>Amount</b>
<b>ASSETS:</b>			
Cash Balance June 30, 2015	\$ 3,043.68	\$ 434,906.83	\$ 4,223.55
Investments	\$ -	\$ -	\$ -
<b>TOTAL ASSETS</b>	\$ 3,043.68	\$ 434,906.83	\$ 4,223.55
<b>LIABILITIES AND RESERVES:</b>			
Warrants Outstanding	\$ -	\$ 50,251.40	\$ -
Reserve for Interest on Warrants	\$ -	\$ -	\$ -
Reserves From Schedule 8	\$ -	\$ 642.00	\$ -
<b>TOTAL LIABILITIES AND RESERVES</b>	\$ -	\$ 50,893.40	\$ -
<b>CASH FUND BALANCE JUNE 30, 2015</b>	\$ 3,043.68	\$ 384,013.43	\$ 4,223.55
<b>TOTAL LIABILITIES, RESERVES AND CASH FUND BALANCE</b>	\$ 3,043.68	\$ 434,906.83	\$ 4,223.55

Schedule 5, Expenditures Special Revenue Fund Accounts of Current Year	2014-2015	2014-2015	2014-2015
<b>CURRENT YEAR</b>	<b>Amount</b>	<b>Amount</b>	<b>Amount</b>
Cash Balance Reported to Excise Board 6-30-2014	\$ 3,043.68	\$ 711,530.52	\$ 3,223.55
Cash Fund Balance Transferred Out	\$ -	\$ -	\$ -
Cash Fund Balance Transferred In	\$ -	\$ -	\$ -
Adjusted Cash Balance	\$ 3,043.68	\$ 711,530.52	\$ 3,223.55
Ad Valorem Tax Apportioned To Year In Caption	\$ -	\$ -	\$ -
Miscellaneous Revenue (Schedule 4)	\$ -	\$ 3,963,950.26	\$ 1,000.00
Cash Fund Balance Forward From Preceding Year	\$ -	\$ -	\$ -
Transfer In/(Out)	\$ -	\$ -	\$ -
<b>TOTAL RECEIPTS</b>	\$ -	\$ 3,963,950.26	\$ 1,000.00
<b>TOTAL RECEIPTS AND BALANCE</b>	\$ 3,043.68	\$ 4,675,480.78	\$ 4,223.55
Warrants of Year in Caption	\$ -	\$ 4,240,573.95	\$ -
Interest Paid Thereon	\$ -	\$ -	\$ -
<b>TOTAL DISBURSEMENTS</b>	\$ -	\$ 4,240,573.95	\$ -
<b>CASH BALANCE JUNE 30, 2015</b>	\$ 3,043.68	\$ 434,906.83	\$ 4,223.55
Reserve for Warrants Outstanding	\$ -	\$ 50,251.40	\$ -
Reserve for Interest on Warrants	\$ -	\$ -	\$ -
Reserves From Schedule 8	\$ -	\$ 642.00	\$ -
<b>TOTAL LIABILITIES AND RESERVE</b>	\$ -	\$ 50,893.40	\$ -
<b>DEFICIT: (Red Figure)</b>	\$ -	\$ -	\$ -
<b>CASH FUND BALANCE FORWARD TO SUCCEEDING YEAR</b>	\$ 3,043.68	\$ 384,013.43	\$ 4,223.55

Schedule 6, Special Revenue Fund Warrant Accounts of Current Year	2014-2015	2014-2015	2014-2015
<b>CURRENT YEAR</b>	<b>Amount</b>	<b>Amount</b>	<b>Amount</b>
Warrants Outstanding 6-30-2014 of Year in Caption	\$ -	\$ 319,275.03	\$ -
Warrants Registered During Year	\$ -	\$ 3,971,550.32	\$ -
<b>TOTAL</b>	\$ -	\$ 4,290,825.35	\$ -
Warrants Paid During Year	\$ -	\$ 4,240,573.95	\$ -
Warrants Covered to Bonds or Judgements	\$ -	\$ -	\$ -
Warrants Cancelled	\$ -	\$ -	\$ -
Warrants Estopped by Statute	\$ -	\$ -	\$ -
<b>TOTAL WARRANTS RETIRED</b>	\$ -	\$ 4,240,573.95	\$ -
<b>BALANCE WARRANTS OUTSTANDING JUNE 30, 2015</b>	\$ -	\$ 50,251.40	\$ -

SPECIAL REVENUE FUND ACCOUNTS COVERING THE PERIOD JULY 1, 2014, to JUNE 30, 2015  
ESTIMATE OF NEEDS FOR 2015-2016

EXHIBIT "I"

1

Haz. Mat. Fund	Use Tax Fund	Ct. Clerk Trust Fund	RM&P Fund	911 Fund	Tax Refund Fund	Total
2014-2015	2014-2015	2014-2015	2014-2015	2014-2015	2014-2015	
Amount	Amount	Amount	Amount	Amount	Amount	Total
\$ 6,265.11	\$ 503,391.90	\$ 1,319.24	\$ 116,495.54	\$ 2,263.78	\$ 75.40	\$ 1,071,985.03
\$ -	\$ -	\$ -	\$ -	\$ -	\$ -	\$ -
\$ 6,265.11	\$ 503,391.90	\$ 1,319.24	\$ 116,495.54	\$ 2,263.78	\$ 75.40	\$ 1,071,985.03
\$ -	\$ -	\$ -	\$ -	\$ -	\$ 75.40	\$ 50,326.80
\$ -	\$ -	\$ -	\$ -	\$ -	\$ -	\$ -
\$ -	\$ -	\$ -	\$ 23.00	\$ -	\$ -	\$ 665.00
\$ -	\$ -	\$ -	\$ 23.00	\$ -	\$ 75.40	\$ 50,991.80
\$ 6,265.11	\$ 503,391.90	\$ 1,319.24	\$ 116,472.54	\$ 2,263.78	\$ (0.00)	\$ 1,020,993.23
\$ 6,265.11	\$ 503,391.90	\$ 1,319.24	\$ 116,495.54	\$ 2,263.78	\$ 75.40	\$ 1,071,985.03

2014-2015	2014-2015	2014-2015	2014-2015	2014-2015	2014-2015	TOTAL
Amount	Amount	Amount	Amount	Amount	Amount	TOTAL
\$ 6,437.07	\$ 260,883.75	\$ 1,319.24	\$ 127,642.97	\$ 2,339.00	\$ 275.40	\$ 1,116,695.18
\$ -	\$ -	\$ -	\$ -	\$ -	\$ -	\$ -
\$ -	\$ -	\$ -	\$ -	\$ -	\$ -	\$ -
\$ 6,437.07	\$ 260,883.75	\$ 1,319.24	\$ 127,642.97	\$ 2,339.00	\$ 275.40	\$ 1,116,695.18
\$ -	\$ -	\$ -	\$ -	\$ -	\$ -	\$ -
\$ -	\$ 242,508.15	\$ -	\$ 40,885.00	\$ 698.28	\$ -	\$ 4,249,041.69
\$ -	\$ -	\$ -	\$ -	\$ -	\$ -	\$ -
\$ -	\$ -	\$ -	\$ (3,259.16)	\$ -	\$ 11,208.70	\$ 7,949.54
\$ -	\$ 242,508.15	\$ -	\$ 37,625.84	\$ 698.28	\$ 11,208.70	\$ 4,256,991.23
\$ 6,437.07	\$ 503,391.90	\$ 1,319.24	\$ 165,268.81	\$ 3,037.28	\$ 11,484.10	\$ 5,373,686.41
\$ 171.96	\$ -	\$ -	\$ 48,773.27	\$ 773.50	\$ 11,408.70	\$ 4,301,701.38
\$ -	\$ -	\$ -	\$ -	\$ -	\$ -	\$ -
\$ 171.96	\$ -	\$ -	\$ 48,773.27	\$ 773.50	\$ 11,408.70	\$ 4,301,701.38
\$ 6,265.11	\$ 503,391.90	\$ 1,319.24	\$ 116,495.54	\$ 2,263.78	\$ 75.40	\$ 1,071,985.03
\$ -	\$ -	\$ -	\$ -	\$ -	\$ 75.40	\$ 50,326.80
\$ -	\$ -	\$ -	\$ -	\$ -	\$ -	\$ -
\$ -	\$ -	\$ -	\$ 23.00	\$ -	\$ -	\$ 665.00
\$ -	\$ -	\$ -	\$ 23.00	\$ -	\$ 75.40	\$ 50,991.80
\$ -	\$ -	\$ -	\$ -	\$ -	\$ -	\$ -
\$ -	\$ -	\$ -	\$ -	\$ -	\$ -	\$ -
\$ 6,265.11	\$ 503,391.90	\$ 1,319.24	\$ 116,472.54	\$ 2,263.78	\$ (0.00)	\$ 1,020,993.23

2014-2015	2014-2015	2014-2015	2014-2015	2014-2015	2014-2015	TOTAL
Amount	Amount	Amount	Amount	Amount	Amount	TOTAL
\$ -	\$ -	\$ -	\$ 3,256.80	\$ -	\$ 275.40	\$ 322,807.23
\$ 171.96	\$ -	\$ -	\$ 45,516.47	\$ 773.50	\$ 11,250.70	\$ 4,029,262.95
\$ 171.96	\$ -	\$ -	\$ 48,773.27	\$ 773.50	\$ 11,526.10	\$ 4,352,070.18
\$ 171.96	\$ -	\$ -	\$ 48,773.27	\$ 773.50	\$ 11,408.70	\$ 4,301,701.38
\$ -	\$ -	\$ -	\$ -	\$ -	\$ -	\$ -
\$ -	\$ -	\$ -	\$ -	\$ -	\$ 42.00	\$ 42.00
\$ -	\$ -	\$ -	\$ -	\$ -	\$ -	\$ -
\$ 171.96	\$ -	\$ -	\$ 48,773.27	\$ 773.50	\$ 11,450.70	\$ 4,301,743.38
\$ -	\$ -	\$ -	\$ -	\$ -	\$ 75.40	\$ 50,326.80

SPECIAL REVENUE FUND ACCOUNTS COVERING THE PERIOD JULY 1, 2014, to JUNE 30, 2015  
ESTIMATE OF NEEDS FOR 2015-2016

EXHIBIT "I"

Page 1

Special Revenue Fund Accounts:	Court Revolving Fund	Juvenile Drug Court Fund	Flood Fund
Schedule 1, Detail of Bond and Coupon Indebtedness as of June 30, 2015	2014-2015	2014-2015	2014-2015
<b>CURRENT YEAR</b>	<b>Amount</b>	<b>Amount</b>	<b>Amount</b>
<b>ASSETS:</b>			
Cash Balance June 30, 2015	\$ 13,342.95	\$ 1,045.16	\$ 2,487.58
Investments	-	-	-
<b>TOTAL ASSETS</b>	<b>\$ 13,342.95</b>	<b>\$ 1,045.16</b>	<b>\$ 2,487.58</b>
<b>LIABILITIES AND RESERVES:</b>			
Warrants Outstanding	\$ 2,489.62	-	-
Reserve for Interest on Warrants	-	-	-
Reserves From Schedule 8	8.05	-	-
<b>TOTAL LIABILITIES AND RESERVES</b>	<b>\$ 2,497.67</b>	<b>\$ -</b>	<b>\$ -</b>
<b>CASH FUND BALANCE JUNE 30, 2015</b>	<b>\$ 10,845.28</b>	<b>\$ 1,045.16</b>	<b>\$ 2,487.58</b>
<b>TOTAL LIABILITIES, RESERVES AND CASH FUND BALANCE</b>	<b>\$ 13,342.95</b>	<b>\$ 1,045.16</b>	<b>\$ 2,487.58</b>

Schedule 5, Expenditures Special Revenue Fund Accounts of Current Year	2014-2015	2014-2015	2014-2015
<b>CURRENT YEAR</b>	<b>Amount</b>	<b>Amount</b>	<b>Amount</b>
Cash Balance Reported to Excise Board 6-30-2014	\$ 11,541.82	\$ 38,316.67	\$ 1,862.58
Cash Fund Balance Transferred Out	-	-	-
Cash Fund Balance Transferred In	-	-	-
Adjusted Cash Balance	\$ 11,541.82	\$ 38,316.67	\$ 1,862.58
Ad Valorem Tax Apportioned To Year In Caption	-	-	-
Miscellaneous Revenue (Schedule 4)	\$ 40,243.96	\$ 31,261.68	\$ 625.00
Cash Fund Balance Forward From Preceding Year	-	-	-
Transfer In/(Out)	\$ 3,452.72	-	-
<b>TOTAL RECEIPTS</b>	<b>\$ 43,696.68</b>	<b>\$ 31,261.68</b>	<b>\$ 625.00</b>
<b>TOTAL RECEIPTS AND BALANCE</b>	<b>\$ 55,238.50</b>	<b>\$ 69,578.35</b>	<b>\$ 2,487.58</b>
Warrants of Year in Caption	\$ 41,895.55	\$ 68,533.19	-
Interest Paid Thereon	-	-	-
<b>TOTAL DISBURSEMENTS</b>	<b>\$ 41,895.55</b>	<b>\$ 68,533.19</b>	<b>\$ -</b>
<b>CASH BALANCE JUNE 30, 2015</b>	<b>\$ 13,342.95</b>	<b>\$ 1,045.16</b>	<b>\$ 2,487.58</b>
Reserve for Warrants Outstanding	\$ 2,489.62	-	-
Reserve for Interest on Warrants	-	-	-
Reserves From Schedule 8	8.05	-	-
<b>TOTAL LIABILITIES AND RESERVE</b>	<b>\$ 2,497.67</b>	<b>\$ -</b>	<b>\$ -</b>
<b>DEFICIT: (Red Figure)</b>	<b>\$ -</b>	<b>\$ -</b>	<b>\$ -</b>
<b>CASH FUND BALANCE FORWARD TO SUCCEEDING YEAR</b>	<b>\$ 10,845.28</b>	<b>\$ 1,045.16</b>	<b>\$ 2,487.58</b>

Schedule 6, Special Revenue Fund Warrant Accounts of Current Year	2014-2015	2014-2015	2014-2015
<b>CURRENT YEAR</b>	<b>Amount</b>	<b>Amount</b>	<b>Amount</b>
Warrants Outstanding 6-30-2014 of Year in Caption	\$ 3,000.21	-	-
Warrants Registered During Year	\$ 41,390.02	\$ 68,533.19	-
<b>TOTAL</b>	<b>\$ 44,390.23</b>	<b>\$ 68,533.19</b>	<b>\$ -</b>
Warrants Paid During Year	\$ 41,895.55	\$ 68,533.19	-
Warrants Converted to Bonds or Judgements	-	-	-
Warrants Cancelled	\$ 5.06	-	-
Warrants Estopped by Statute	-	-	-
<b>TOTAL WARRANTS RETIRED</b>	<b>\$ 41,900.61</b>	<b>\$ 68,533.19</b>	<b>\$ -</b>
<b>BALANCE WARRANTS OUTSTANDING JUNE 30, 2015</b>	<b>\$ 2,489.62</b>	<b>\$ -</b>	<b>\$ -</b>

SPECIAL REVENUE FUND ACCOUNTS COVERING THE PERIOD JULY 1, 2014, to JUNE 30, 2015  
ESTIMATE OF NEEDS FOR 2015-2016

EXHIBIT "I"

1

Court House Security Fund	Fire Tax Fund	Fire Use Tax Fund	Court Case P-03-83 Fund	Emergency Mgmt Fund	REAP Fund	
2014-2015	2014-2015	2014-2015	2014-2015	2014-2015	2014-2015	
Amount	Amount	Amount	Amount	Amount	Amount	Total
\$ 32,102.88	\$ 1,318,451.96	\$ 134,391.61	\$ 2,644.19	\$ 27,335.69	\$ -	\$ 1,531,802.02
\$ -	\$ -	\$ -	\$ -	\$ -	\$ -	\$ -
\$ 32,102.88	\$ 1,318,451.96	\$ 134,391.61	\$ 2,644.19	\$ 27,335.69	\$ -	\$ 1,531,802.02
\$ 3,854.30	\$ 14,113.17	\$ -	\$ -	\$ 1,118.28	\$ -	\$ 21,575.37
\$ -	\$ -	\$ -	\$ -	\$ -	\$ -	\$ -
\$ 53.50	\$ 130,144.76	\$ -	\$ -	\$ 2,262.25	\$ -	\$ 132,468.56
\$ 3,907.80	\$ 144,257.93	\$ -	\$ -	\$ 3,380.53	\$ -	\$ 154,043.93
\$ 28,195.08	\$ 1,174,194.03	\$ 134,391.61	\$ 2,644.19	\$ 23,955.16	\$ -	\$ 1,377,758.09
\$ 32,102.88	\$ 1,318,451.96	\$ 134,391.61	\$ 2,644.19	\$ 27,335.69	\$ -	\$ 1,531,802.02

2014-2015	2014-2015	2014-2015	2014-2015	2014-2015	2014-2015	
Amount	Amount	Amount	Amount	Amount	Amount	TOTAL
\$ 26,307.53	\$ 898,868.63	\$ 68,253.00	\$ 2,639.57	\$ 25,574.10	\$ -	\$ 1,073,363.90
\$ -	\$ -	\$ -	\$ -	\$ -	\$ -	\$ -
\$ -	\$ -	\$ -	\$ -	\$ -	\$ -	\$ -
\$ 26,307.53	\$ 898,868.63	\$ 68,253.00	\$ 2,639.57	\$ 25,574.10	\$ -	\$ 1,073,363.90
\$ -	\$ -	\$ -	\$ -	\$ -	\$ -	\$ -
\$ 22,417.42	\$ 917,441.00	\$ 66,138.61	\$ -	\$ 22,179.59	\$ -	\$ 1,100,307.26
\$ -	\$ -	\$ -	\$ -	\$ -	\$ -	\$ -
\$ -	\$ 6,529.16	\$ -	\$ 4.62	\$ -	\$ 89,999.98	\$ 99,986.48
\$ 22,417.42	\$ 923,970.16	\$ 66,138.61	\$ 4.62	\$ 22,179.59	\$ 89,999.98	\$ 1,200,293.74
\$ 48,724.95	\$ 1,822,838.79	\$ 134,391.61	\$ 2,644.19	\$ 47,753.69	\$ 89,999.98	\$ 2,273,657.64
\$ 16,622.07	\$ 504,386.83	\$ -	\$ -	\$ 20,418.00	\$ 89,999.98	\$ 741,855.62
\$ -	\$ -	\$ -	\$ -	\$ -	\$ -	\$ -
\$ 16,622.07	\$ 504,386.83	\$ -	\$ -	\$ 20,418.00	\$ 89,999.98	\$ 741,855.62
\$ 32,102.88	\$ 1,318,451.96	\$ 134,391.61	\$ 2,644.19	\$ 27,335.69	\$ -	\$ 1,531,802.02
\$ 3,854.30	\$ 14,113.17	\$ -	\$ -	\$ 1,118.28	\$ -	\$ 21,575.37
\$ -	\$ -	\$ -	\$ -	\$ -	\$ -	\$ -
\$ 53.50	\$ 130,144.76	\$ -	\$ -	\$ 2,262.25	\$ -	\$ 132,468.56
\$ 3,907.80	\$ 144,257.93	\$ -	\$ -	\$ 3,380.53	\$ -	\$ 154,043.93
\$ -	\$ -	\$ -	\$ -	\$ -	\$ -	\$ -
\$ 28,195.08	\$ 1,174,194.03	\$ 134,391.61	\$ 2,644.19	\$ 23,955.16	\$ -	\$ 1,377,758.09

2014-2015	2014-2015	2014-2015	2014-2015	2014-2015	2014-2015	
Amount	Amount	Amount	Amount	Amount	Amount	TOTAL
\$ -	\$ 23,243.39	\$ -	\$ -	\$ 1,355.33	\$ -	\$ 27,598.93
\$ 20,476.37	\$ 495,256.61	\$ -	\$ -	\$ 20,180.95	\$ 89,999.98	\$ 735,837.12
\$ 20,476.37	\$ 518,500.00	\$ -	\$ -	\$ 21,536.28	\$ 89,999.98	\$ 763,436.05
\$ 16,622.07	\$ 504,386.83	\$ -	\$ -	\$ 20,418.00	\$ 89,999.98	\$ 741,855.62
\$ -	\$ -	\$ -	\$ -	\$ -	\$ -	\$ -
\$ -	\$ -	\$ -	\$ -	\$ -	\$ -	\$ 5.06
\$ -	\$ -	\$ -	\$ -	\$ -	\$ -	\$ -
\$ 16,622.07	\$ 504,386.83	\$ -	\$ -	\$ 20,418.00	\$ 89,999.98	\$ 741,860.68
\$ 3,854.30	\$ 14,113.17	\$ -	\$ -	\$ 1,118.28	\$ -	\$ 21,575.37

SPECIAL REVENUE FUND ACCOUNTS COVERING THE PERIOD JULY 1, 2014, to JUNE 30, 2015  
ESTIMATE OF NEEDS FOR 2015-2016

EXHIBIT "I"

Page 1

Special Revenue Fund Accounts:	Permit Fees Fund	Fund	Fund
Schedule 1, Detail of Bond and Coupon Indebtedness as of June 30, 2015	2014-2015	2014-2015	2014-2015
CURRENT YEAR	Amount	Amount	Amount
<b>ASSETS:</b>			
Cash Balance June 30, 2015	\$ 3,325.00	\$ -	\$ -
Investments	\$ -	\$ -	\$ -
<b>TOTAL ASSETS</b>	<b>\$ 3,325.00</b>	<b>\$ -</b>	<b>\$ -</b>
<b>LIABILITIES AND RESERVES:</b>			
Warrants Outstanding	\$ -	\$ -	\$ -
Reserve for Interest on Warrants	\$ -	\$ -	\$ -
Reserves From Schedule 8	\$ -	\$ -	\$ -
<b>TOTAL LIABILITIES AND RESERVES</b>	<b>\$ -</b>	<b>\$ -</b>	<b>\$ -</b>
<b>CASH FUND BALANCE JUNE 30, 2015</b>	<b>\$ 3,325.00</b>	<b>\$ -</b>	<b>\$ -</b>
<b>TOTAL LIABILITIES, RESERVES AND CASH FUND BALANCE</b>	<b>\$ 3,325.00</b>	<b>\$ -</b>	<b>\$ -</b>

Schedule 5, Expenditures Special Revenue Fund Accounts of Current Year	2014-2015	2014-2015	2014-2015
CURRENT YEAR	Amount	Amount	Amount
Cash Balance Reported to Excise Board 6-30-2014	\$ -	\$ -	\$ -
Cash Fund Balance Transferred Out	\$ -	\$ -	\$ -
Cash Fund Balance Transferred In	\$ -	\$ -	\$ -
Adjusted Cash Balance	\$ -	\$ -	\$ -
Ad Valorem Tax Apportioned To Year In Caption	\$ -	\$ -	\$ -
Miscellaneous Revenue (Schedule 4)	\$ 3,325.00	\$ -	\$ -
Cash Fund Balance Forward From Preceding Year	\$ -	\$ -	\$ -
Prior Expenditures Recovered	\$ -	\$ -	\$ -
<b>TOTAL RECEIPTS</b>	<b>\$ 3,325.00</b>	<b>\$ -</b>	<b>\$ -</b>
<b>TOTAL RECEIPTS AND BALANCE</b>	<b>\$ 3,325.00</b>	<b>\$ -</b>	<b>\$ -</b>
Warrants of Year in Caption	\$ -	\$ -	\$ -
Interest Paid Thereon	\$ -	\$ -	\$ -
<b>TOTAL DISBURSEMENTS</b>	<b>\$ -</b>	<b>\$ -</b>	<b>\$ -</b>
<b>CASH BALANCE JUNE 30, 2015</b>	<b>\$ 3,325.00</b>	<b>\$ -</b>	<b>\$ -</b>
Reserve for Warrants Outstanding	\$ -	\$ -	\$ -
Reserve for Interest on Warrants	\$ -	\$ -	\$ -
Reserves From Schedule 8	\$ -	\$ -	\$ -
<b>TOTAL LIABILITIES AND RESERVE</b>	<b>\$ -</b>	<b>\$ -</b>	<b>\$ -</b>
<b>DEFICIT: (Red Figure)</b>	<b>\$ -</b>	<b>\$ -</b>	<b>\$ -</b>
<b>CASH FUND BALANCE FORWARD TO SUCCEEDING YEAR</b>	<b>\$ 3,325.00</b>	<b>\$ -</b>	<b>\$ -</b>

Schedule 6, Special Revenue Fund Warrant Accounts of Current Year	2014-2015	2014-2015	2014-2015
CURRENT YEAR	Amount	Amount	Amount
Warrants Outstanding 6-30-2014 of Year in Caption	\$ -	\$ -	\$ -
Warrants Registered During Year	\$ -	\$ -	\$ -
<b>TOTAL</b>	<b>\$ -</b>	<b>\$ -</b>	<b>\$ -</b>
Warrants Paid During Year	\$ -	\$ -	\$ -
Warrants Coverted to Bonds or Judgements	\$ -	\$ -	\$ -
Warrants Cancelled	\$ -	\$ -	\$ -
Warrants Estopped by Statute	\$ -	\$ -	\$ -
<b>TOTAL WARRANTS RETIRED</b>	<b>\$ -</b>	<b>\$ -</b>	<b>\$ -</b>
<b>BALANCE WARRANTS OUTSTANDING JUNE 30, 2015</b>	<b>\$ -</b>	<b>\$ -</b>	<b>\$ -</b>

SPECIAL REVENUE FUND ACCOUNTS COVERING THE PERIOD JULY 1, 2014, to JUNE 30, 2015  
ESTIMATE OF NEEDS FOR 2015-2016

EXHIBIT "I"

1

Fund	Fund	Fund	Fund	Fund	Fund	
2014-2015	2014-2015	2014-2015	2014-2015	2014-2015	2014-2015	
Amount	Amount	Amount	Amount	Amount	Amount	Total
\$ -	\$ -	\$ -	\$ -	\$ -	\$ -	\$ 3,325.00
\$ -	\$ -	\$ -	\$ -	\$ -	\$ -	-
\$ -	\$ -	\$ -	\$ -	\$ -	\$ -	\$ 3,325.00
\$ -	\$ -	\$ -	\$ -	\$ -	\$ -	-
\$ -	\$ -	\$ -	\$ -	\$ -	\$ -	-
\$ -	\$ -	\$ -	\$ -	\$ -	\$ -	-
\$ -	\$ -	\$ -	\$ -	\$ -	\$ -	\$ 3,325.00
\$ -	\$ -	\$ -	\$ -	\$ -	\$ -	\$ 3,325.00

2014-2015	2014-2015	2014-2015	2014-2015	2014-2015	2014-2015	
Amount	Amount	Amount	Amount	Amount	Amount	TOTAL
\$ -	\$ -	\$ -	\$ -	\$ -	\$ -	-
\$ -	\$ -	\$ -	\$ -	\$ -	\$ -	-
\$ -	\$ -	\$ -	\$ -	\$ -	\$ -	-
\$ -	\$ -	\$ -	\$ -	\$ -	\$ -	-
\$ -	\$ -	\$ -	\$ -	\$ -	\$ -	-
\$ -	\$ -	\$ -	\$ -	\$ -	\$ -	-
\$ -	\$ -	\$ -	\$ -	\$ -	\$ -	\$ 3,325.00
\$ -	\$ -	\$ -	\$ -	\$ -	\$ -	-
\$ -	\$ -	\$ -	\$ -	\$ -	\$ -	-
\$ -	\$ -	\$ -	\$ -	\$ -	\$ -	\$ 3,325.00
\$ -	\$ -	\$ -	\$ -	\$ -	\$ -	\$ 3,325.00
\$ -	\$ -	\$ -	\$ -	\$ -	\$ -	-
\$ -	\$ -	\$ -	\$ -	\$ -	\$ -	-
\$ -	\$ -	\$ -	\$ -	\$ -	\$ -	-
\$ -	\$ -	\$ -	\$ -	\$ -	\$ -	-
\$ -	\$ -	\$ -	\$ -	\$ -	\$ -	-
\$ -	\$ -	\$ -	\$ -	\$ -	\$ -	\$ 3,325.00
\$ -	\$ -	\$ -	\$ -	\$ -	\$ -	-
\$ -	\$ -	\$ -	\$ -	\$ -	\$ -	-
\$ -	\$ -	\$ -	\$ -	\$ -	\$ -	-
\$ -	\$ -	\$ -	\$ -	\$ -	\$ -	-
\$ -	\$ -	\$ -	\$ -	\$ -	\$ -	-
\$ -	\$ -	\$ -	\$ -	\$ -	\$ -	\$ 3,325.00

2014-2015	2014-2015	2014-2015	2014-2015	2014-2015	2014-2015	
Amount	Amount	Amount	Amount	Amount	Amount	TOTAL
\$ -	\$ -	\$ -	\$ -	\$ -	\$ -	-
\$ -	\$ -	\$ -	\$ -	\$ -	\$ -	-
\$ -	\$ -	\$ -	\$ -	\$ -	\$ -	-
\$ -	\$ -	\$ -	\$ -	\$ -	\$ -	-
\$ -	\$ -	\$ -	\$ -	\$ -	\$ -	-
\$ -	\$ -	\$ -	\$ -	\$ -	\$ -	-
\$ -	\$ -	\$ -	\$ -	\$ -	\$ -	-
\$ -	\$ -	\$ -	\$ -	\$ -	\$ -	-
\$ -	\$ -	\$ -	\$ -	\$ -	\$ -	-
\$ -	\$ -	\$ -	\$ -	\$ -	\$ -	-
\$ -	\$ -	\$ -	\$ -	\$ -	\$ -	-
\$ -	\$ -	\$ -	\$ -	\$ -	\$ -	-
\$ -	\$ -	\$ -	\$ -	\$ -	\$ -	-
\$ -	\$ -	\$ -	\$ -	\$ -	\$ -	-
\$ -	\$ -	\$ -	\$ -	\$ -	\$ -	-
\$ -	\$ -	\$ -	\$ -	\$ -	\$ -	-
\$ -	\$ -	\$ -	\$ -	\$ -	\$ -	-
\$ -	\$ -	\$ -	\$ -	\$ -	\$ -	-
\$ -	\$ -	\$ -	\$ -	\$ -	\$ -	-
\$ -	\$ -	\$ -	\$ -	\$ -	\$ -	-
\$ -	\$ -	\$ -	\$ -	\$ -	\$ -	-

CERTIFICATE OF EXCISE BOARD  
ESTIMATE OF NEEDS FOR 2015-2016

STATE OF OKLAHOMA, COUNTY OF PONTOTOC

We, the members of the Excise Board of said County and State, do hereby certify that we have examined the foregoing estimates of proposed current expenses for the ensuing fiscal year as filed with the Board of County Commissioners, and those directly under, or in contractual relationship with, the Board of County Commissioners; we have ascertained from the Financial Statements submitted therewith the amount of Surplus Balances of Cash on Hand; we have considered the uncollected ad valorem taxes of the previous year or years; and we have ascertained that the probable Income estimated to be collected from all sources other than ad valorem taxation may reasonably be expected as a revenue for the ensuing fiscal year, and that the same does not exceed 90% of the actual collection from such sources for the previous fiscal year.

In so doing, we have diligently performed the duties imposed upon the Excise Board by 68 O.S. 1991 Section 3007, (1) ascertaining that the financial statements, as to statistics therein contained reflect the true fiscal condition at the close of the fiscal year, or caused the same to be corrected so to show; (2) struck from the estimate of needs so submitted any items not authorized by law and reduced to the sum authorized by law any items restricted by statute as to the amount lawfully expendable therefore; (3) supplemented such estimate, after proper publication, by an estimate of needs prepared by this Excise Board to make provision for mandatory governmental functions where the estimate submitted wholly failed or was deemed inadequate to fulfill the mandate of the Constitutions or of the Legislature; (4) computed the total means available to each fund in the manner provided; and (5) then and only thereafter. -

Accordingly, we have and do hereby appropriate the Surplus Balances of Cash on Hand, and the Revenues and Levies hereinafter set forth for each Fund to the several and specific purposes named in such estimates, by each, to the intent and purpose that CONSTITUTIONAL GOVERNMENTAL FUNCTIONS shall be first assured and provided for, and subsequently to provide for Legislative Governmental Functions insofar as to the available Surpluses, Revenues and Levies will permit; and we have provided also that the Levies are in excess of the amount appropriated to needs after deducting the surplus cash balance on hand, and Estimated Revenues other than tax, by the percentage and amount or reserve for delinquent tax as hereinafter set forth, which we have determined in the manner provided by law.

We further certify that we have examined the within statements of account and estimated needs or requirements of the Governing Board of Pontotoc County, in relation to the Sinking Fund or Funds thereof, and after finding the same correct or having caused the same to be corrected pursuant to 68 O. S. 1991 Section 3009, have approved the requirements therefor to fulfill the conditions of Section 26 and 28 of Article 10, Oklahoma Constitution, and have made and certified a tax levy therefor to the extent of the excess of said total requirements over the total of items 2, 3, 6, and 12 of Exhibit "Y" (Page 2) and any other legal deduction, including a reserve of 10% for delinquent taxes.

CERTIFICATE OF EXCISE BOARD  
ESTIMATE OF NEEDS FOR 2015-2016

EXHIBIT "Y"					
County Excise Board's Appropriation of Income and Revenue	General Fund	Health Fund	Co-op Fund	Industrial Bonds	Sinking Fund (Exc. Homesteads)
Appropriation Approved & Provision Made	\$ 3,571,133.98	\$ 1,365,088.98	\$ -	\$ -	\$ -
Appropriation of Revenues	\$ -	\$ -	\$ -	\$ -	\$ -
Excess of Assets Over Liabilities	\$ 749,976.78	\$ 795,229.70	\$ -	\$ -	\$ -
Unclaimed Protest Tax Refunds	\$ -	\$ -	\$ -	\$ -	\$ -
Miscellaneous Estimated Revenues	\$ 541,720.08	\$ -	\$ -	\$ -	\$ -
Est. Value of Surplus Tax in Process	\$ -	\$ -	\$ -	\$ -	\$ -
Sinking Fund Contributions	\$ -	\$ -	\$ -	\$ -	\$ -
Surplus Builing Fund Cash	\$ -	\$ -	\$ -	\$ -	\$ -
Total Other Than 2014 Tax	\$ 1,291,696.86	\$ 795,229.70	\$ -	\$ -	\$ -
Balance Required	\$ 2,279,437.12	\$ 569,859.28	\$ -	\$ -	\$ -
Add 10% for Delinquency	\$ 227,943.71	\$ 56,985.93	\$ -	\$ -	\$ -
Total Required for 2014 Tax	\$ 2,507,380.83	\$ 626,845.21	\$ -	\$ -	\$ -
Rate of Levy Required and Certified (in Mills)	10.24	2.56	0.00	0.00	0.00

We further certify that the net assessed valuation of the Property, subject to ad valorem taxes, after the amount of all Homestead Exemptions have been deducted in the said County as finally equalized and certified by the State Board of Equalization for the current year 2015-2016 is as follows:

VALUATION AND LEVIES EXCLUDING HOMESTEADS				
County	Real	Personal	Public Service	Total
Total Valuation,	\$ 149,153,883.00	\$ 44,900,095.00	\$ 50,807,431.00	\$ 244,861,409.00

and that the assessed valuations herein certified have been used in computing the rates of mill levies and the proceeds thereof appropriated as aforesaid; and that having ascertained as aforesaid, the aggregate amount to be raised by ad valorem taxation, we thereupon made the levies therefor as provided by law as follows:

General Fu    10.24 Mills;    Health Fund                      2.56 Mills;    Sinking Fund                      0.00 Mills;    Sub-Total                              12.80 Mills;

- |  |              |
|--|--------------|
| Free Fair Budget Account (Levy Per Applicable Statute)                                     | 0.00 Mills;  |
| Free Fair Improvement Budget Account (Net Proceeds of 1.00 Mill)                           | 0.00 Mills;  |
| Free Fair Additional Improvement Budget Account (Net Proceeds of 1.00 Mill)                | 0.00 Mills;  |
| Library Budget Account (Net Proceeds of 1/2 of 1.00 Mill)                                  | 0.00 Mills;  |
| Cooperative County/City-County Library Budget Account (1.00 to 4.00 Mills)                 | 0.00 Mills;  |
| County Cemetery (Prior To Aug. 15, 1933) Budget Account (Net Proceeds of 1/5 of 1.00 Mill) | 0.00 Mills;  |
| Public Buildings Budget Account (Not To Exceed 5.00 Mills)                                 | 0.00 Mills;  |
| County Health Fund (Not To Exceed 2.50 Mills)  | 0.00 Mills;  |
| Emergency Medical Service ( Not To Exceed 3.00 Mills)                                      | 0.00 Mills;  |
| Total County Levies  | 12.80 Mills; |
| County Wide Levy For Schools (4.00 Mills)  | 4.10 Mills;  |
| Total County Wide Levy   | 16.90 Mills; |

and we do hereby order the above levies to be certified forthwith by the Secretary of this Board to the County Assessor of said County, in order that the County Assessor may immediately extend said levies upon the Tax Rolls for the year 2016 without regard to any protest that may be filed against

any levies, as required by 68 O. S. 1991, Section 2869  
Dated at Ada, Oklahoma, this 21<sup>st</sup> day of October, 2015.

David L. Bearden  
Excise Board Member  
Edgar  
Excise Board Member

Joe T. Brown  
Excise Board Chairman  
Jimmy  
Excise Board Secretary





3. A. & I. No. 2633 (2009)  
 Current fiscal year  
 Date Certified  
 Taxable Year  
 valuation

2015-2016  
October 8, 2015  
 2015

PONTOTOC COUNTY TAX LEVIES  
 2015-2016

**FILED**  
**OCT 15 2015**

State Auditor & Inspector

UNIT OF TAXATION	SCHOOL DIST	COUNTY				CITIES & TOWNS	EMS	SCHOOL DISTRICTS			VO-TECH # 14		VO-TECH # 7		VO-TECH # 5		VO-TECH # 8		TOTAL
		General Fund	Sinking Fund	Health Fund	Common Fund	Sinking Fund	General Fund	General Fund	Building Fund	Sinking Fund	General Fund	Building Fund	General Fund	Building Fund	General Fund	Building Fund	General Fund	Building Fund	
City of Ada	I-19	10.24	0.00	2.56	4.10	1.32													18.22
Ada	I-19	10.24	0.00	2.56	4.10			35.40	5.06	16.71	10.24	2.00							86.31
Allen	I-1	10.24	0.00	2.56	4.10			35.99	5.14	6.50	10.24	2.00							76.77
Allen (Hughes)	I-1							35.98	5.14	6.50	10.29	2.00							
Allen (Coal)	I-1							36.54	5.22	6.50			10.18	2.04					
Byng	I-16	10.24	0.00	2.56	4.10			35.61	5.09	7.62	10.24	2.00							77.46
Latta	I-24	10.24	0.00	2.56	4.10			36.04	5.15	19.57	10.24	2.00							89.90
Roff	I-37	10.24	0.00	2.56	4.10			36.93	5.27	5.13	10.24	2.00							76.47
Roff (Murray)	I-37							39.10	5.59	5.13	11.06	2.00							
Stonewall	I-30	10.24	0.00	2.56	4.10			36.85	5.26	7.09	10.24	2.00							78.34
Stonewall (Coal)	I-30							36.68	5.24	7.09			10.18	2.04					
Stonewall (Johnston)	I-30							36.08	5.15	7.09									
Vanoss	I-9	10.24	0.00	2.56	4.10			37.15	5.31	13.81	10.24	2.00							85.41
Asher (Pottawatomie)	I-112	10.24	0.00	2.56	4.10			36.83	5.26	22.62				10.42	5.21				97.24
Stratford (Garvin)	I-2	10.24	0.00	2.56	4.10			37.36	5.34	20.59							10.54	1.07	91.80
Tupelo (Coal)	I-2	10.24	0.00	2.56	4.10			36.37	5.24	0.00	10.24	2.00							70.75

\* Common Fund - 4 Mill Levy County Wide Levy for Schools

\*\* Vo-Tech # 14 Pontotoc Technology Center, Pontotoc Co.  
Vo-Tech # 7 Kiamichi Technology Center, Latimer, Co.  
Vo-Tech # 5 Gordon Cooper Technology Center, Pottawatomie Co.  
Vo-Tech # 8 MidAmerica Technology Center, McClain Co.

State of Oklahoma )  
 ) ss.  
 County of Pontotoc

I, Tammy Brown, County Clerk for Pontotoc County, Oklahoma, do hereby certify that the above levies are true and correct for the taxable year 2015.

Witness my hand and seal October

  
 County Clerk



Date: 7/31/2015  
Time: 9:25AM

**FILED**

**Assessor's Report to Excise Board  
Pontotoc**

OCT 15 2015


School District	State Auditor & Inspector	Personal Property	Real Estate	Public Service	Total Valuation	Total Exemptions	Total Valuation Less Exemptions
Allen		209,033	1,522,257	183,320	1,914,610	182,489	1,732,121
I-1		617,254	2,820,546	2,784,697	6,222,497	224,892	5,997,605
<b>Totals for I-1</b>	<i>Allen</i>	<b>826,287</b>	<b>4,342,803</b>	<b>2,968,017</b>	<b>8,137,107</b>	<b>407,381</b>	<b>7,729,726</b> ✓
Byng		83,899	2,109,162	329,098	2,522,159	231,421	2,290,738
Francis		149,708	516,732	189,309	855,749	74,473	781,276
I-16		5,333,636	23,967,840	12,607,182	41,908,658	1,869,867	40,038,791
I-16A		922,993	8,331,338	333,655	9,587,986	405,428	9,182,558 (X)
<b>Totals for I-16</b>	<i>Byng</i>	<b>6,490,236</b>	<b>34,925,072</b>	<b>13,459,244</b>	<b>54,874,552</b>	<b>2,581,189</b>	<b>52,293,363</b> ✓
Ada		14,022,051	68,563,791	3,676,458	86,262,300	2,714,637	83,547,663 (X)
I-19		9,552,344	4,485,613	2,304,757	16,342,714	111,013	16,231,701
<b>Totals for I-19</b>	<i>Ada</i>	<b>23,574,395</b>	<b>73,049,404</b>	<b>5,981,215</b>	<b>102,605,014</b>	<b>2,825,650</b>	<b>99,779,364</b> ✓
I-24		5,154,497	17,064,797	3,221,524	25,440,818	1,107,864	24,332,954
I-24A		1,856	15,439	18,143	35,438	1,000	34,438 (X)
<b>Totals for I-24</b>	<i>Latta</i>	<b>5,156,353</b>	<b>17,080,236</b>	<b>3,239,667</b>	<b>25,476,256</b>	<b>1,108,864</b>	<b>24,367,392</b> ✓
I-30		1,958,654	9,185,620	17,163,290	28,307,564	798,003	27,509,561
I-30A		29	76,885	17,739	94,653	5,000	89,653 (X)
Stonewall		83,896	677,895	209,387	971,178	122,406	848,772 (V)
<b>Totals for I-30</b>	<i>Stonewall</i>	<b>2,042,579</b>	<b>9,940,400</b>	<b>17,390,416</b>	<b>29,373,395</b>	<b>925,409</b>	<b>28,447,986</b> ✓
Fitzhugh		81,925	611,948	17,655	711,528	77,193	634,335
I-37		5,165,841	3,635,598	2,446,708	11,248,147	179,323	11,068,824
Roff		215,500	1,242,613	539,752	1,997,865	159,423	1,838,442
<b>Totals for I-37</b>	<i>Roff</i>	<b>5,463,266</b>	<b>5,490,159</b>	<b>3,004,115</b>	<b>13,957,540</b>	<b>415,939</b>	<b>13,541,601</b> ✓
I-9		1,186,907	13,182,968	4,493,976	18,863,851	1,410,255	17,453,596
<b>Totals for I-9</b>	<i>Vanoss</i>	<b>1,186,907</b>	<b>13,182,968</b>	<b>4,493,976</b>	<b>18,863,851</b>	<b>1,410,255</b>	<b>17,453,596</b> ✓
J-1-112		59,714	171,182	62,466	293,362	7,000	286,362 (V)
<b>Totals for J-1-112</b>		<b>59,714</b>	<b>171,182</b>	<b>62,466</b>	<b>293,362</b>	<b>7,000</b>	<b>286,362</b> (V)
J-2		7,945	123,916	14,007	145,868	19,289	126,579 (V)
<b>Totals for J-2</b>		<b>7,945</b>	<b>123,916</b>	<b>14,007</b>	<b>145,868</b>	<b>19,289</b>	<b>126,579</b> (V)
J-2A		92,413	623,227	194,308	909,948	74,508	835,440 (V)
<b>Totals for J-2A</b>		<b>92,413</b>	<b>623,227</b>	<b>194,308</b>	<b>909,948</b>	<b>74,508</b>	<b>835,440</b> (V)
<b>Total Assessed Valuation:</b>		<b>44,900,095</b>	<b>158,929,367</b>	<b>50,807,431</b>	<b>254,636,893</b>	<b>9,775,484</b>	<b>244,861,409</b> ✓

I, Debbie Byrd County Assessor of Pontotoc County, Oklahoma do certify that the values as set forth for the above School Districts of said County are true and correct for the year 2015 as certified by the State Board Of Equalization.

x = City of Ada value  
⊖ = subtract for tax assessed for vt value

Given under my hand this 31 day of July 2015

*Debbie Byrd*  
Debbie Byrd, Pontotoc County Assessor



STATE OF OKLAHOMA

I, the undersigned, Clerk of County and State above said do hereby certify that the above and foregoing instrument is a true and correct of the original.

COUNTY OF PONTOTOC, as


Valuation

Recorded in Book N/A Page N/A

Given under my hand and seal of office at Ada, Okla. this 31

day of July, 2015 PAM WALKER, Co. Clerk,

Pontotoc Co. By Stanno Deputy



PONTOTOC COUNTY, 62  
STATISTICAL DATA  
FISCAL YEAR 2014-2015

**Total Valuation**

<b>Total Gross Valuation Real Property</b>	\$	158,929,367.00
<b>Total Homestead Exemption</b>	\$	9,775,484.00
<b>Total Real Property</b>	\$	149,153,883.00
<b>Total Personal Property</b>	\$	44,900,095.00
<b>Total Public Service Property</b>	\$	50,807,431.00
<b>Total Valuation of Property</b>	\$	244,861,409.00